



SINCE 1975

# DSC CAST IRON INVERTED BUCKET STEAM TRAPS

No. 980-991-41 SERIES

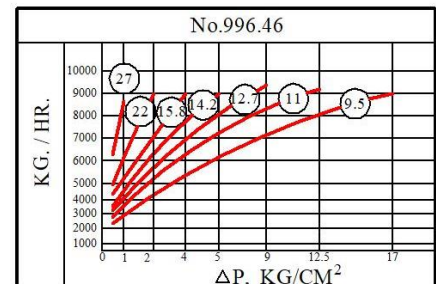
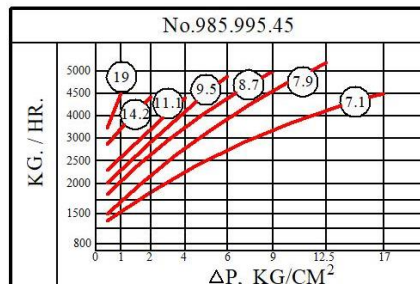
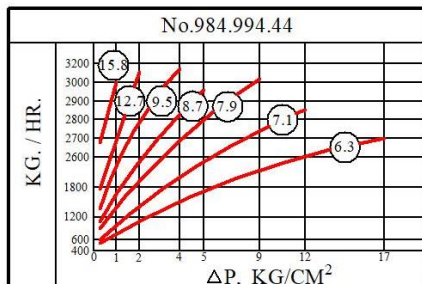
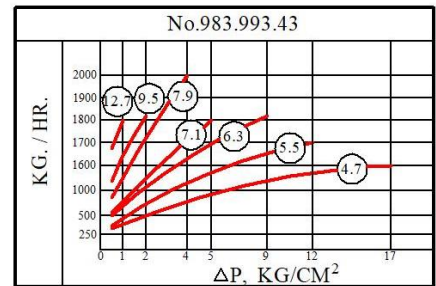
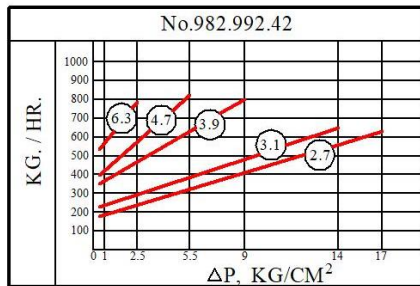
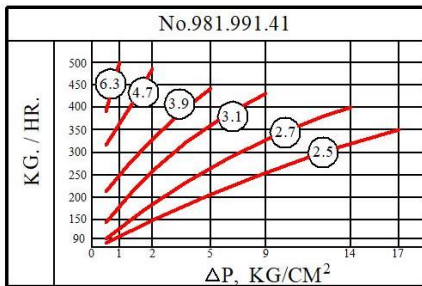
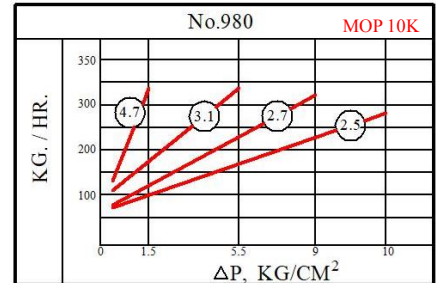
MOP 17K x 230°C



- DSC CAST IRON INVERTED BUCKET STEAM TRAPS WITH CONVENTIONAL FRICTIONLESS MECHANISM AND PATENTED CHECK VALVE WHICH CAN RESIST WATER HAMMER AND PREVENT LOSING PRIME. THE UNIQUE COMBINATIONS MAKE DSC INVERTED BUCKET STEAM TRAPS SUPERIOR IN SERVICE YEARS AND RELIABLE IN FULL TIME OF OPERATION.
- EXCELLENT RESISTANCE TO WEAR AND CORROSION RESISTANCE.
- EXCELLENT ABILITY TO HANDLE DIRT AND PURGE SYSTEM
- SMALL DRIBBLE AT NO LOAD, INTERMITTENT AT LIGHT AND NORMAL LOAD, CONTINUOUS AT FULL LOAD.
- VENTS AIR AND CO<sub>2</sub> AT STEAM TEMPERATURE.
- EXCELLENT OPERATION AGAINST BACK PRESSURE.
- IMMEDIATE RESPONSIVENESS TO SLUGS OF CONDENSATE.
- ALL PARTS CAN REPLACEABLE



## CONDENSATE DISCHARGE CAPACITY IN KG/HR.

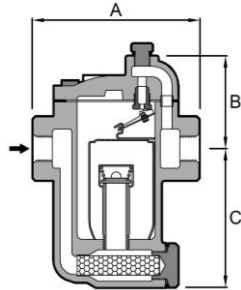




# DSC CAST IRON INVERTED BUCKET STEAM TRAPS

No. 980・991・41 SERIES

MOP 17K x 230°C



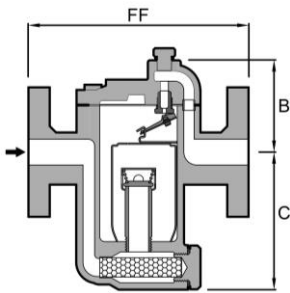
## No. 980 SERIES DIMENSIONS (MM). MOP(KG/CM<sup>2</sup>). WT(KG)

No.	CONN.SE.*	A	B	C	MOP	WT
980	15.20	128	76	70	10	2.2
981	15.20.25	128	76	100	17	2.8
982	20.25	170	96	137	17	7
983	25.32	202	121	193	17	13
984	32.40	232	150	213	17	21
985	40.50	242	148	248	17	26

\* NPT. BSPT. AVAILABLE.



**CHECK VALVE – CV**  
DSC cast iron inverted bucket steam traps are furnished with check valves as standard



## No. 991 SERIES

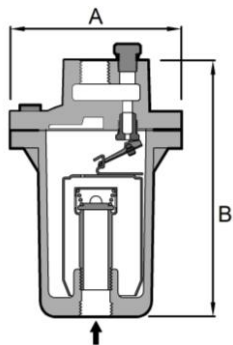
No.	CONN.FE.*	FF	B	C	MOP	WT
991	15.20.25	170	76	100	17	4.6
992	20.25	218	96	137	17	9
993	25	253	121	193	17	15
994	32.40	283	150	213	17	25
995	40.50	304	148	248	17	30
996*	50.65.80	374	214	256	17	45

\*JIS FLANGE STANDARD.OTHER SPEC. CONSULT FACTORY.

\* No.996 WITHOUT STRAINER.



**BUCKET LARGER VENT HOLE – LV**



## No. 41 SERIES

No.	CONN.SE.*	A	B	MOP	WT
41	15	108	162	17	2.8
42	20	133	203	17	5.5
43	25	162	273	17	9.5
44	32	184	314	17	16
45	40	216	380	17	22
46	50	260	432	17	35

\* NPT. BSPT. AVAILABLE.



**BLOWDOWN VALVE - BV**  
No.980~992 with 3/8" PT BV connection  
No.983~996 with 3/4" PT BV connection.

## CONSTRUCTION OF MATERIALS

CAP & BODY	CAST IRON FC22
SEAT & VALVE	CHROME STEEL HARDENED
MECHANISM	S.S.304
BUCKET	S.S.304
GASKET	COMPRESSED NON-ASBESTOS
CHECK VALVE	S.S.304
STRAINER	S.S.304
STRAINER CAP	CARBON STEEL
BOLTS & NUTS	CARBON STEEL

## HOW TO ORDER

TRAP No. CONN. MOP. ACCESSORY  
DSC981 x 3/4"NPT x 9K LV



# DSC CAST STEEL INVERTED BUCKET STEAM TRAPS

No. 680 ~ 686F SERIES

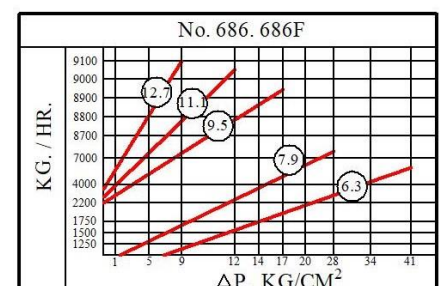
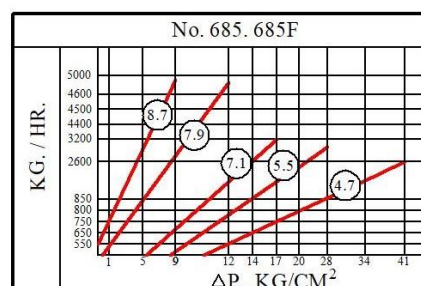
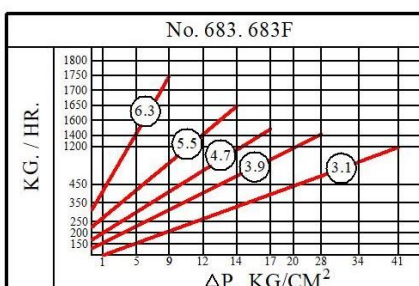
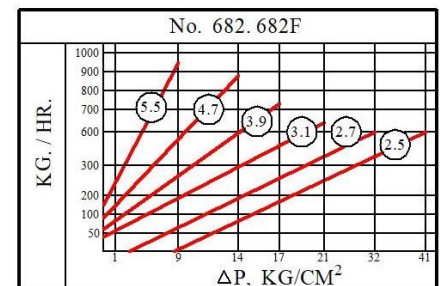
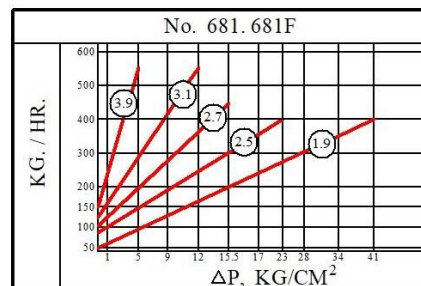
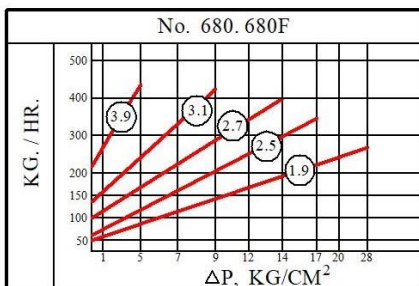
MOP 41K x 320°C



- DSC CAST STEEL INVERTED BUCKET STEAM TRAPS WITH CONVENTIONAL FRICTIONLESS MECHANISM AND PATENTED CHECK VALVE WHICH CAN RESIST WATER HAMMER AND PREVENT LOSING PRIME. THE UNIQUE COMBINATIONS MAKE DSC INVERTED BUCKET STEAM TRAPS SUPERIOR IN SERVICE YEARS AND RELIABLE IN FULL TIME OF OPERATION.
- EXCELLENT RESISTANCE TO WEAR AND CORROSION RESISTANCE.
- EXCELLENT ABILITY TO HANDLE DIRT AND PURGE SYSTEM
- SMALL DRIBBLE AT NO LOAD, INTERMITTENT AT LIGHT AND NORMAL LOAD, CONTINUOUS AT FULL LOAD.
- VENTS AIR AND CO<sub>2</sub> AT STEAM TEMPERATURE.
- EXCELLENT OPERATION AGAINST BACK PRESSURE.
- GOOD RESISTANCE TO DAMAGE FROM FREEZING.
- IMMEDIATE RESPONSIVENESS TO SLUGS OF CONDENSATE.
- LARGE COMPARATIVE PHYSICAL SIZE.



## CONDENSATE DISCHARGE CAPACITY IN KG/HR

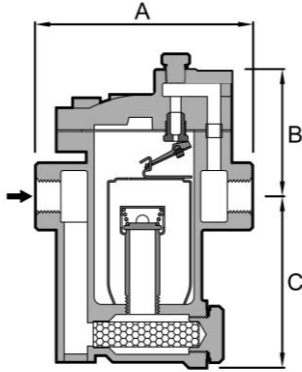




# DSC CAST STEEL INVERTED BUCKET STEAM TRAPS

No. 680 ~ 686F SERIES

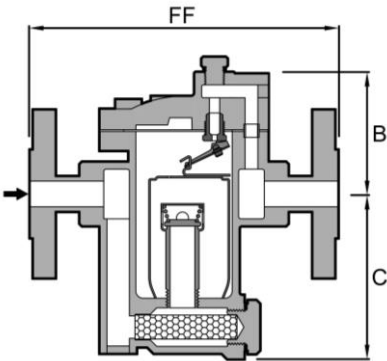
MOP 41K x 320°C



**No. 680 SERIES** DIMENSIONS (MM). MOP(KG/CM<sup>2</sup>). WT(KG)

No.	CONN.SE*	A	B	C	MOP	WT.
680	15.20	130	73	100	28	3
681	15.20.25	136	105	134	41	5
682	15.20.25	168	108	136	41	10
683	25.32	196	117	196	41	20
685	40.50	250	145	250	41	43
686	50.65.80	310	210	275	41	78

\*NPT. BSPT. SW AVAILABLE.



**No. 680F SERIES**

No.	CONN.FE*	FF	B	C	MOP	WT.
680F	15.20	234	73	100	28	6
681F	15.20.25	245	105	134	41	9
682F	15.20.25	279	108	136	41	14
683F	25.32	327	117	196	41	15
685F	40.50	391	145	250	41	52
686F	50.65.80	455	210	275	41	91

\*ANSI FLANGE STANDARD. OTHER SPEC. CONSULT FACTORY.

## CONSTRUCTION OF MATERIALS

CAP	681 ~ 682	ASTM A105
	683 ~ 686	ASTM A216 WCB
BODY		ASTM A216 WCB
SEAT & VALVE		CHROME STEEL HARDENED
MECHANISM		S.S.304
BUCKET		S.S.304
GASKET		COMPRESSED NON-ASBESTOS
CHECK VALVE		S.S.304
STRAINER		S.S.304
BOLTS		ASTM A193 - B7
NUTS		ASTM A194 - 2H



### BLOWDOWN VALVE – BV

For manual blow-down to discharge dirt from strainer.

No.680~682F with 3/8" PT BV connection

No.683~686F with 3/4" PT BV connection



### DSC PATENTED CHECK VALVE – CV

Dsc cast steel inverted bucket steam traps furnished with patented check valves as standard.



# DSC ALL STAINLESS STEEL INVERTED BUCKET STEAM TRAPS

No.701、771、741 SERIES

MOP 41K x 427°C



- DSC ALL S.S. INVERTED BUCKET STEAM TRAP CAN BE APPLIED TO STEAM SERVICE UP TO 30 KG/CM<sup>2</sup> X 425°C.
- EXCELLENT RESISTANCE TO WEAR AND CORROSION RESISTANCE.
- EXCELLENT ABILITY TO HANDLE DIRT AND PURGE SYSTEM.
- SMALL DRIBBLE AT LOW LOAD, INTERMITTENT AT LIGHT AND NORMAL LOAD, CONTINUOUS AT FULL LOAD.
- EXCELLENT OPERATION AGAINST BACK PRESSURE.
- FOR COLD AREA INSULATION IS NECESSARY TO PROTECT STEAM TRAP.
- IMMEDIATE RESPONSIVENESS TO SLUGS OF CONDENSATE.
- No.771,772 STEAM TRAP IS AVAILABLE FOR VERTICAL OR HORIZONTAL INSTALLTION.



## 701 SERIES CONSTRUCTION OF MATERIALS

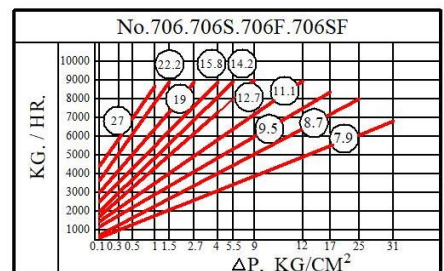
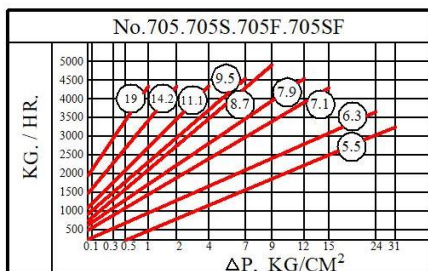
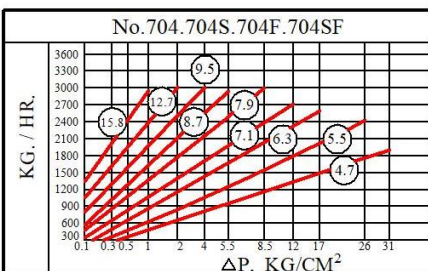
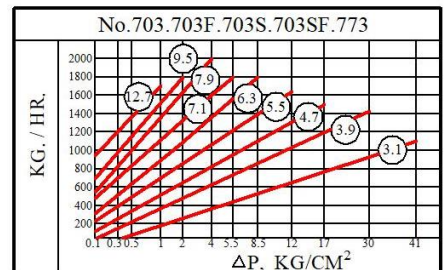
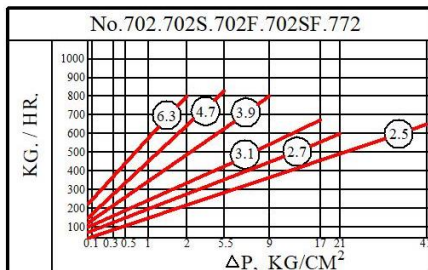
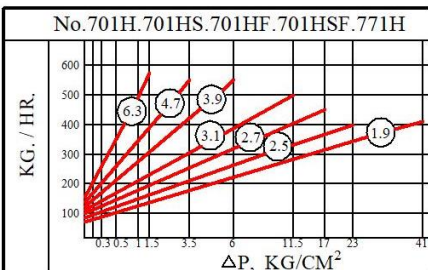
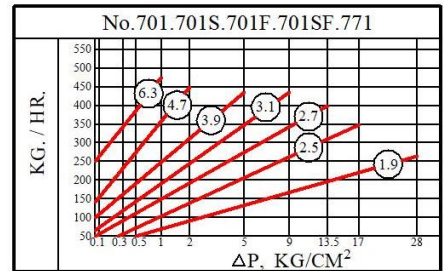
CAP & BODY	S.S.304 S.S.316
SEAT & VALVE	CHROME STEEL HARDENED
MECHANISM	S.S.304
BUCKET	S.S.304
INLET TUBE	S.S.304
STRAINER	S.S.304
STRAINER CAP	S.S.304

## 741 SERIES CONSTRUCTION OF MATERIALS

CAP & BODY	S.S.304
SEAT & VALVE	CHROME STEEL HARDENED
MECHANISM	S.S.304
BUCKET	S.S.304
INLET TUBE	S.S.304
CONNECTOR	S.S.304



## CONDENSATE DISCHARGE CAPACITY IN KG/HR





SINCE 1975

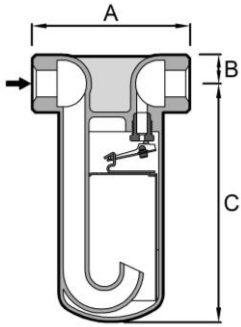
# DSC ALL STAINLESS STEEL INVERTED BUCKET STEAM TRAPS

No.701、741 SERIES

MOP 41K x 427°C



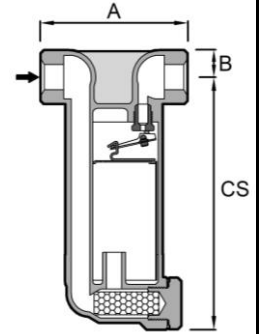
## No. 701、701S SERIES DIMENSIONS(MM). MOP(KG/CM<sup>2</sup>). WT(KG)



701 SERIES

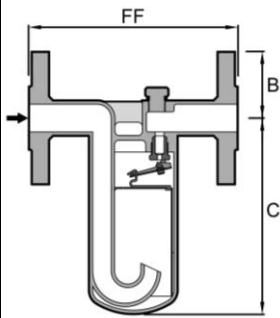
No.	CONN.SE*	A	B	C/CS	MOP	WT.
701、701S	15.20/25	96	18/23	146/165	28	1.0
701H、701HS	15.20/25	96	18/23	168/188	41	1.5
702、702S	20.25	120	23	203/228	41	2.0
703、703S	25.32	145	26	254/291	41	4.5
704、704S	40	170	36	276/307	31	6.0
705、705S	40.50	170	36	308/342	31	6.5
706、706S	50.65	230	45	336/401	31	15

\* NPT. BSPT. SW AVAILABLE.



701S SERIES

## No. 701F、701SF SERIES

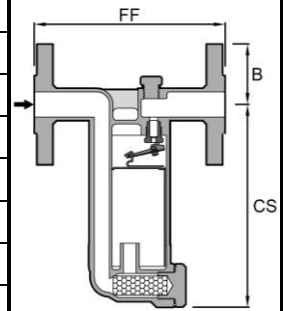


701F SERIES

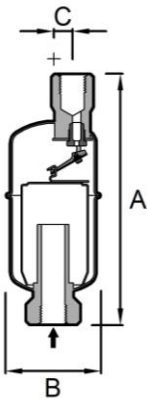
No.	CONN.FE*	FF	B	C/CS	MOP	WT.
701F、701SF	15.20/25	150/160	53/58	141/165	28	3.8
701HF、701SHF	15.20/25	150/160	53/58	163/183	41	4.1
702F、702SF	20/25	150/160	53/58	195/221	41	4.5
703F、703SF	25.32	200	58	244/280	41	5.5
704F、704SF	40	230	75	259/291	31	10
705F、705SF	40.50	230	75	291/325	31	10
706F、706SF	50.65.80/100	300/450	83	313/401	31	16

\*DIN FLANGE STANDARD. OTHER SPEC. CONSULT FACTORY.

\*706F CONN. DN100 x PN 10 CUSTOMIZED.



701SF SERIES



## No. 741 SERIES

No.	CONN.SE*	A	B	C	MOP	WT.
741	15.20	190	70	14	30	0.7
742	20.25	224	70	14	30	1.6
743	25	289	90	22	30	2.3
745	40	360	140	0	30	5.7
746	50	425	190	0	30	10

\* NPT. BSPT. SW AVAILABLE.

\*741 OUTLET 15A、742 OUTLET 20A.



### POP DRAIN

AVAILABLE FOR 701 SERIES.



### BLOWDOWN VALVE - BV

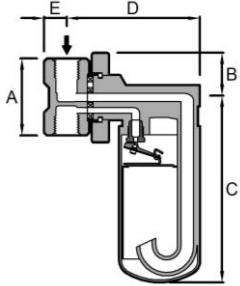
No.701~702 with 3/8" PT BV connection  
No.703~706 with 3/4" PT BV connection.



# DSC ALL STAINLESS STEEL INVERTED BUCKET STEAM TRAPS

No.771 SERIES

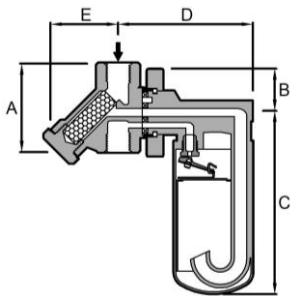
MOP 41K x 427°C



**No. 771/C1 SERIES** DIMENSIONS(MM). MOP(KG/CM<sup>2</sup>). WT(KG)

No.	CONN.SE*	A	B	C	D	E	MOP	WT.
771/C1	15.20	60	35	146	105	18	28	1.3

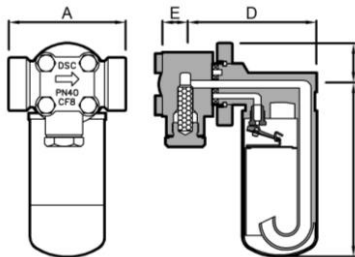
\* NPT. BSPT. SW AVAILABLE.



**No. 771/C2 SERIES**

No.	CONN.SE*	A	B	C	D	E	MOP	WT.
771/C2	15.20.25	72	40	146	105	60	28	1.6

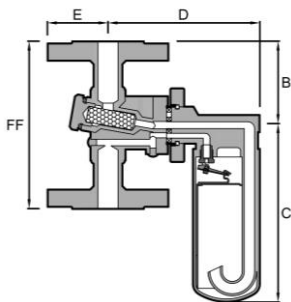
\* NPT. BSPT. SW AVAILABLE.



**No. 771/C4 SERIES**

No.	CONN.SE*	A	B	C	D	E	MOP	WT.
771/C4	15.20.25	100	34	146	118	23	28	2.0
771H/C4	15.20.25	100	34	168	118	23	41	2.6
772/C4	15.20.25	100	34	191	144	23	41	3.6

\*NPT.BSPT.SW AVAILABLE.



**No. 771/C4F SERIES**

No.	CONN.FE*	FF	B	C	D	E	MOP	WT.
771/C4F	15.20/25	150/160	74/79	146	152	48/53/58	28	4.0
771H/C4F	15.20/25	150/160	74/79	168	152	48/53/58	41	4.6
772/C4F	15.20/25	150/160	74/79	191	177	48/53/58	41	5.6

\*DIN FLANGE STANDARD. OTHER SPEC. CONSULT FACTORY.

## UNIVERSAL CONNECTOR CONSTRUCTION OF MATERIALS

BODY	CF8
STRAINER	S.S.304
STRAINER GASKET	S.S.304 WITH GRAPHITE
STRAINER CAP	S.S.304
FLANGE	S.S.304
BOLT	ALLOY STEEL

## 771 SERIES CONSTRUCTION OF MATERIALS

BODY	S.S.304
SEAT & VALVE	CHROME STEEL HARDEND
MECHANISM	S.S.304
BUCKET	S.S.304
INLET TUBE	S.S.304
FLANGE RING	S.S.304
GASKET	SPIRAL WOUND WITH S.S.316



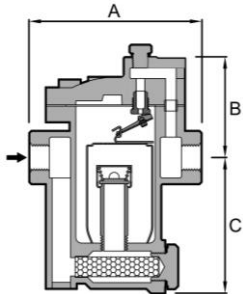
# DSC ALL STAINLESS STEEL INVERTED BUCKET STEAM TRAPS

No.780 SERIES

MOP 41K x 345°C



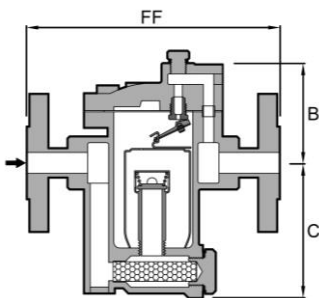
- DSC CAST IRON INVERTED BUCKET STEAM TRAPS WITH CONVENTIONAL FRICTIONLESS MECHANISM AND PATENTED CHECK VALVE WHICH CAN RESIST WATER HAMMER AND PREVENT LOSING PRIME. THE UNIQUE COMBINATIONS MAKE DSC INVERTED BUCKET STEAM TRAPS SUPERIOR IN SERVICE YEARS AND RELIABLE IN FULL TIME OF OPERATION.
- EXCELLENT RESISTANCE TO WEAR AND CORROSION RESISTANCE.
- EXCELLENT ABILITY TO HANDLE DIRT AND PURGE SYSTEM
- SMALL DRIBBLE AT NO LOAD, INTERMITTENT AT LIGHT AND NORMAL LOAD, CONTINUOUS AT FULL LOAD.
- VENTS AIR AND CO<sub>2</sub> AT STEAM TEMPERATURE.
- EXCELLENT OPERATION AGAINST BACK PRESSURE.
- IMMEDIATE RESPONSIVENESS TO SLUGS OF CONDENSATE.



**No. 780 SERIES** DIMENSIONS(MM). MOP(KG/CM<sup>2</sup>). WT(KG)

No.	CONN.SE*	A	B	C	MOP	WT.
780	15.20	126	73	100	30	3
781	15.20.25	136	105	134	41	5

\* NPT. BSPT. SW AVAILBLE



**No.780F SERIES**

No.	CONN.FE*	FF	B	C	MOP	WT.
780F	15.20	230	73	100	30	6
781F	15.20.25	245	105	134	41	9

\*ANSI FLANGE STANDARD. OTHER SPEC. CONSULT FACTORY.

## CONSTRUCTION OF MATERIALS

BODY	CF8
SEAT & VALVE	CHROME STEEL HARDEND
MECHANISM	S.S.304
BUCKET	S.S.304
INLET TUBE	S.S.304
STRAINER	S.S.304
STRAINER CAP	S.S.304
BOLT & NUT	S.S.304



**CHECK VALVE – CV**  
DSC cast iron inverted bucket steam traps are furnished with check valves as standard





# DSC FORGED STEEL INVERTED BUCKET STEAM TRAPS

No. 640~2500 SERIES

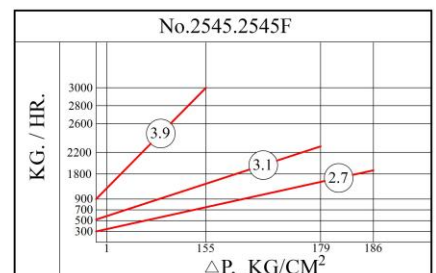
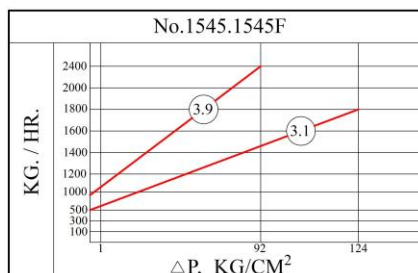
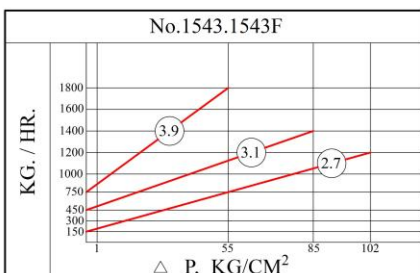
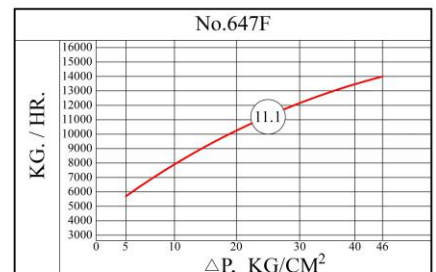
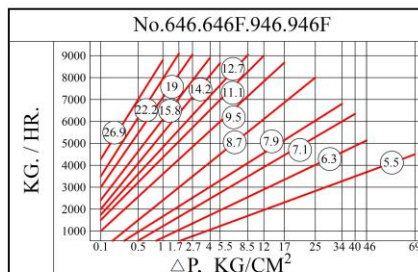
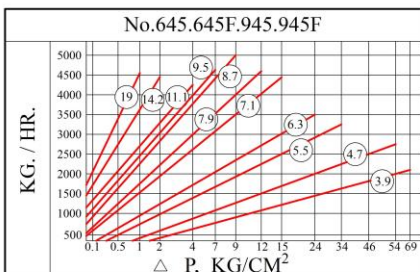
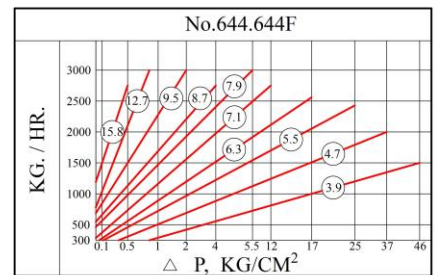
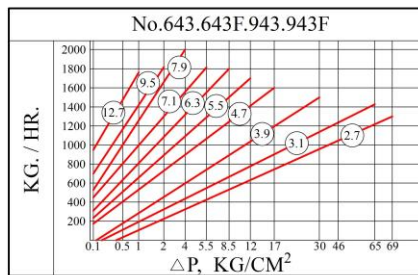
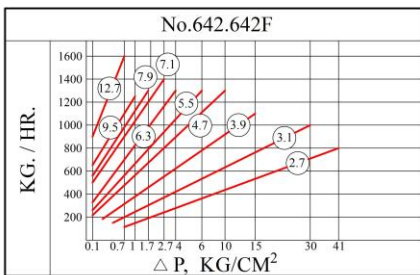
MOP 186K x 540°C



- EXCELLENT RESISTANCE TO WEAR AND CORROSION RESISTANCE.
- EXCELLENT ABILITY TO HANDLE DIRT AND PURGE SYSTEM
- SMALL DRIBBLE AT NO LOAD, INTERMITTENT AT LIGHT AND NORMAL LOAD, CONTINUOUS AT FULL LOAD.
- VENTS AIR AND CO<sub>2</sub> AT STEAM TEMPERATURE.
- EXCELLENT OPERATION AGAINST BACK PRESSURE.
- GOOD RESISTANCE TO DAMAGE FROM FREEZING.
- IMMEDIATE RESPONSIVENESS TO SLUGS OF CONDENSATE.
- LARGE COMPARATIVE PHYSICAL SIZE



## CONDENSATE DISCHARGE CAPACITY IN KG/HR.





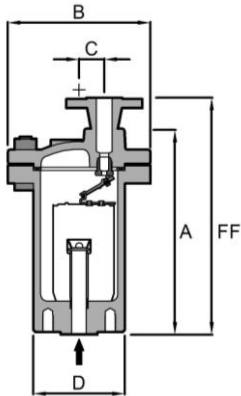
# DSC FORGED STEEL INVERTED BUCKET STEAM TRAPS

No. 640~2500 SERIES

MOP 186K x 540°C



## No.642~946F SERIES DIMENSIONS(MM). MOP(KG/CM<sup>2</sup>) . WT(KG)

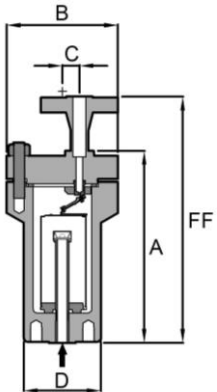


No.	CONN.*	A	FF	B	C	D	MOP	SW WT.	FLG WT.
642、642F	15.20	259	313	171	32	121	41	14	15
643、643F	20.25	291	352	203	37	130	46	22	23
644、644F	25.32	348	408	219	38	146	46	34	36
645、645F	25.32.40	381	446	248	45	169	46	42	44
646、646F	40.50	435	500	302	54	218	46	73	75
647、647F	80	532	690	375	74	272	46	144	151
943、943F	15.20.25	302	378	219	36	137	69	30	33
945、945F	25.32.40	380	459	248	45	169	69	56	62
946、946F	40.50	448	474	318	54	219	69	89	91

\* NPT. BSPT. SW AVAILABLE.

\* ANSI FLANGE STANDARD. OTHER SPEC. CONSULT FACTORY.

\* 643、645、646 CAST S.S.316 BODY AVAILABLE.



## No.1543~2545 SERIES

No.	CONN.*	A	FF	B	C	D	MOP	SW WT.	FLG WT.
1543、1543F	15.20.25	362	470	216	34	150	102	45	48
1545、1545F	25.32.40	413	540	264	45	194	124	88	95
2545、2545F	25.32.40	613	724	299	45	213	186	135	140

\* SW AVAILABLE.

\* ANSI FLANGE STANDARD. OTHER SPEC. CONSULT FACTORY.

\* 1543~2545 SERIES ONE YEAR GUARANTEE.

## CONSTRUCTION OF MATERIALS

BODY	642 SERIES	ASTM A105
	943、1543 SERIES	ASTM A182 F22
SEAT & VALVE	CHROME STEEL HARDEND	
MECHANISM	S.S.304	
BUCKET	S.S.304 WITH CAST IRON WEIGHT	
GASKET	SPIRAL WOUND WITH S.S.316	
CHECK VALVE	S.S.304	
FLANGE	ASTM A105	
BLOTS	ASTM A193 - B7	
NUTS	ASTM A194 - 2H	



**CHECK VALVE – CV**  
DSC cast iron inverted bucket steam traps are furnished with check valves as standard



# DSC CAST IRON INVERTED BUCKET STEAM TRAPS WITH BYPASS VALVE

No.981K ~ 995K

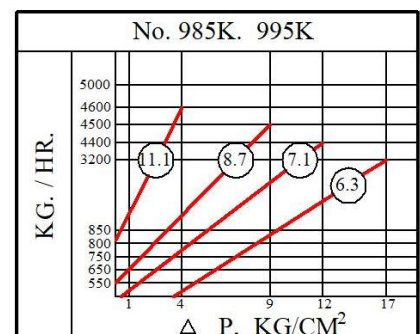
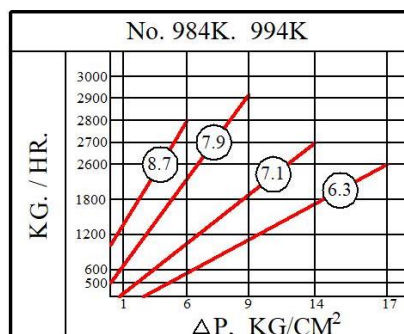
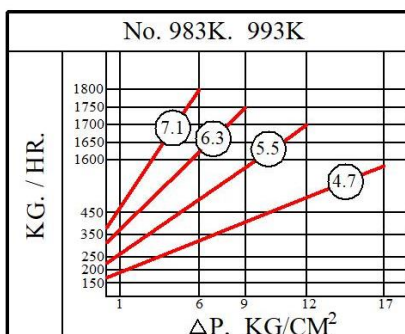
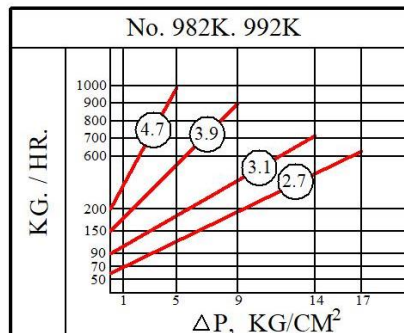
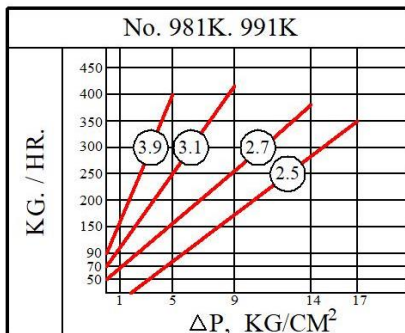
MOP 17K x 230°C



- DSC INVERTED BUCKET STEAM TRAPS HAVE REPUTATION OF SUPERIOR QUALITY AND LONG SERVICE LIFE.
- BYPASS VALVE ARE NEW ENGINEERED ON TRAP CAP TO SAVE LABOR TIME, FITTINGS, SPACE AND POSSIBLE LEAKAGE FROM THREAD.
- THE NEW DESIGN ENABLE TO INCORPORATE GOOD CHARACTERISTIC OF CONVENTIONAL IB STEAM TRAP AND BYPASS VALVE COMPLETED IN ONE.
- OPTION THERMO CONNECTOR OR BLOWDOWN VALVE CAN BE INSTALLED, PLEASE SPECIFY WITH ORDER.



## CONDENSATE DISCHARGE CAPACITY IN KG/HR

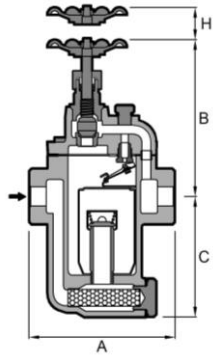




# DSC CAST IRON INVERTED BUCKET STEAM TRAPS WITH BYPASS VALVE

No.981K ~ 995K

MOP 17K x 230°C



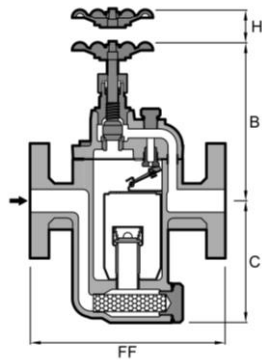
**No. 981K SERIES** DIMENSIONS (MM).MOP(KG/CM<sup>2</sup>). WT(KG)

No.	CONN.SE*	A	B	C	H	MOP	WT.
981K	15.20.25	128	140	100	8	17	3.4
982K	20.25	128	158	137	8	17	7.6
983K	25.32	170	186	193	12	17	14.6
984K	32.40	202	212	213	12	17	21.5
985K	40.50	232	208	248	12	17	28.0

\*NPT. BSPT. AVAILABLE.



**CHECK VALVE – CV**  
DSC cast iron inverted bucket steam traps furnished with check valves as standard



**No. 991K SERIES**

No.	CONN.FE*	FF	B	C	H	MOP	WT.
991K	15.20.25	170	140	100	8	17	6
992K	20.25	218	158	137	8	17	10
993K	25	253	186	193	12	17	17
994K	32.40	283	212	213	12	17	26
995K	40.50	304	208	248	12	17	32

\*DIN. JIS FLANGE STANDARD, OTHER SPEC. CONSULT FACTORY.



**BUCKET LARGER VENT HOLE – LV**



**BLOWDOWN VALVE - BV**  
No.981K~992K with 3/8" PT BV connection  
No.983K~996K with 3/4" PT BV connection.

## CONSTRUCTION OF MATERIALS

CAP & BODY	CAST IRON FC22
BUCKET	S.S.304
MECHANISM	S.S.304
SEAT & VALVE	CHROME STEEL HARDENED
GASKET	COMPRESSED NON-ASBESTOS
STRAINER	S.S.304
VALVE BODY	DUCTILE IRON
VALVE SEAT & DISC	S.S.304
BOLTS & NUTS	CARBON STEEL

## HOW TO ORDER

TRAP No. CONN. MOP. ACCESSORY

DSC 981k x 1"NPT x 9K LV



# DSC CAST IRON FLOAT & THERMOSTATIC STEAM TRAPS

No. F2 ~ F12F SERIES

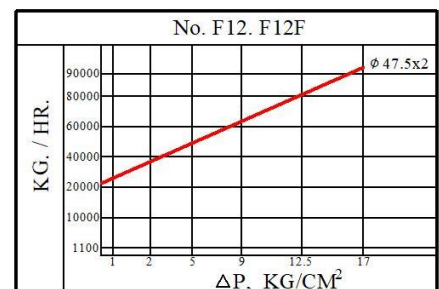
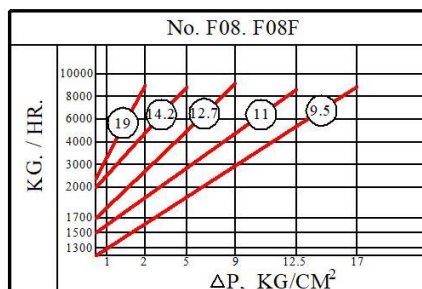
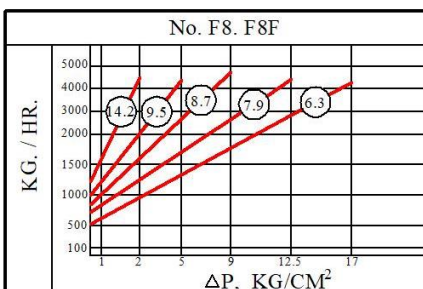
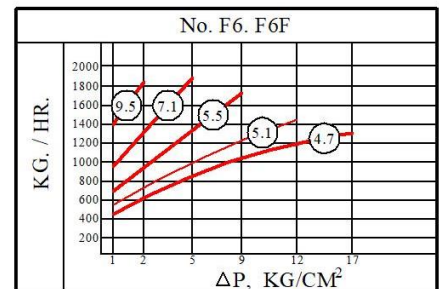
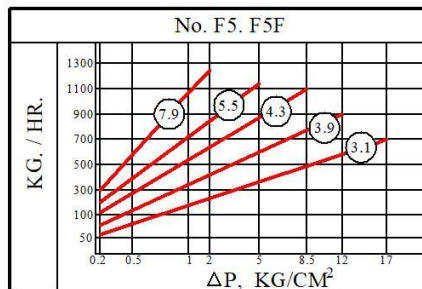
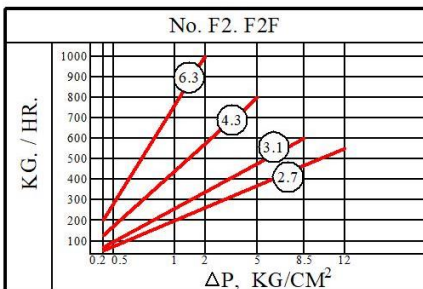
MOP 17K x 230



- CAST IRON BODY SUITABLE FOR LOW & MEDIUM PRESSURE SERVICE
- LARGE AMOUNT VENTING CAPABILITY OF COLD AIR WHEN START UP
- CONTINUOUS DISCHARGE OF CONDENSATE
- ALL STAINLESS STEEL PARTS ARE GOOD FOR CORROSION RESISTANCE AND LONGER SERVICE YEARS
- CONTINUOUS DISCHARGE DELIVER SMALLER NOISE
- BEST CHOICE FOR SERVICE OF STEAM MODUL CONTROL SYSTEM
- INTERNAL PARTS ARE REPLACEABLE.
- 1/2" 3/4" 1" WITH DIFFUSER CAN RESISTANCE WATER HUMMER.



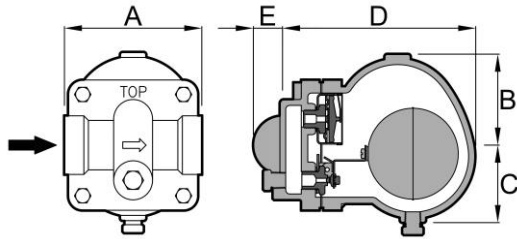
### CONDENSATE DISCHARGE CAPACITY IN KG/HR.





# DSC CAST IRON FLOAT & THERMOSTATIC STEAM TRAPS

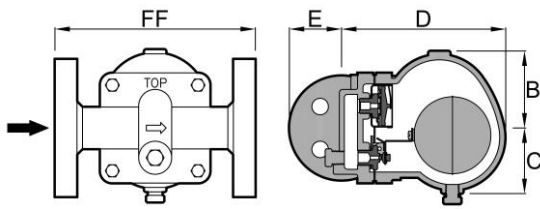
No. F2 ~ F12F SERIES      MOP 17K x 230



**No.F2 SERIES** DIMENSIONS(MM). MOP(KG/CM<sup>2</sup>). WT(KG)

No.	CONN.SE*	A	B	C	D	E	MOP	WT.
F2	15.20.25	106	70	60	149	23	12.5	3.6
F5	15.20.25	106	80	67	190	25	17	5
F6	32.40	138	100	66	210	36	17	8.5
F8	40.50	199	100	90	300	69	17	16
F08	40.50	199	176	101	349	69	17	23

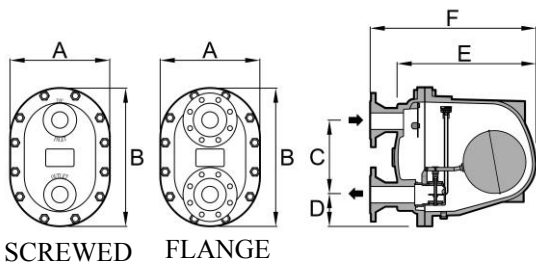
\* NPT. BSPT AVAILABLE.



**No.F2F SERIES**

No.	CONN.FE*	FF	B	C	D	E	MOP	WT.
F2F	15.20.25	180	70	60	149	23	12.5	5
F5F	15.20.25	180	80	67	190	25	17	7
F6F	32.40	208	100	66	210	36	17	13
F8F	40.50	265	100	90	300	69	17	20
F08F	40.50	265	176	101	349	69	17	29

\*DIN FLANGE STANDARD. OTHER SPEC. CONSULT FACTORY.



**No.F12 · F12F**

No.	CONN.*	A	B	C	D	E	F	MOP	WT.
F12	80	370	500	285	105	530		17	90
F12F	80.100	370	500	285	105		650	17	94.5

\*NPT. BSPT AVAILABLE.

\*DIN FLANGE STANDARD. OTHER SPEC. CONSULT FACTORY.

### CONSTRUCTION OF MATERIALS

CAP & BODY	CAST IRON FC22
SEAT & VALVE	CHROME STEEL HARDEND
MECHANISM	S.S.304
FLOAT	S.S.304
AIR VENT CAGE	S.S.304
DIFFUSER	S.S.304
GASKET	GRAHPITE
BOLTS & NUTS	CARBON STEEL



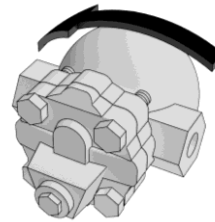
# DSC DUCTILE IRON FLOAT & THERMOSTATIC STEAM TRAPS

No.F22 · F22F

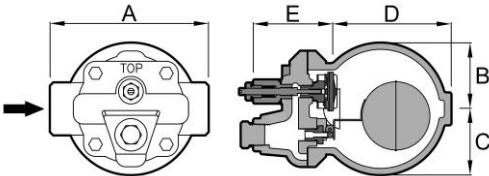
MOP14K x 230°C



- DSC F22 STEAM TRAPS ARE DESIGNED WITH ROTATING BODY CONTAIN INLET AND OUTLET CONNECTIONS THAT CAN BE CHANGED IN THE FIELD.
- INLET CONNECTION IS AT OPTION OF RIGHT , LEFT AND TOP INLET AS PIPING REQUIREMENT.
- 1/2" CONNECTION ON THE CAP CAN ALSO BE FITTED WITH INSPECTION VALVE OR TO BE USED AS OUTLET CONNECTION, THERE ARE ONE INLET AND TWO OUTLET FOR CHOICE.
- ON CAP, A LARGER SPACE CONNECTED TO OULET CHANNEL FOR REDUCING CODENSATE BLAST DISCHARGE WHICH CAUSES EXCESSIVE EROSION ON OUTLET CASTING.
- STEAM LOCK RELEASE IS AVAILABLE, SPEDIFY "LR" AFTER TRAP No.



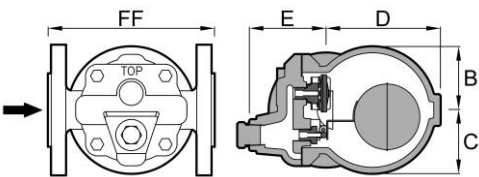
\*HORIZONTAL, VERTICL CAN BE INSTALL.



**No. F22** DIMENSIONS(MM). MOP(KG/CM<sup>2</sup>). WT(KG)

No.	CONN.SE*	A	B	C	D	E	MOP	WT.
F22	15.20	124	50	50	82	90	14	4.0
F22	25	147	61	61	100	84	14	4.3

\*NPT. BSPT AVAILBALE.

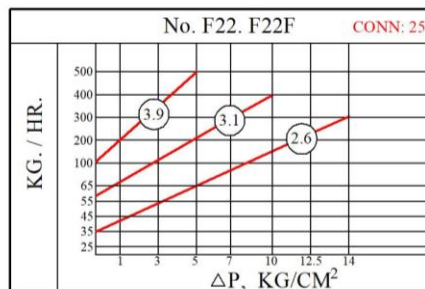
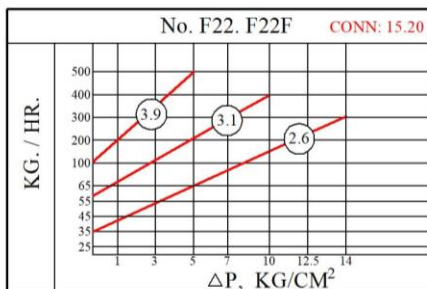


**No.F22F**

No.	CONN.FE*	FF	B	C	D	E	MOP	WT
F22F	15.20	150	50	50	55	117	14	5.4
F22F	25	160	61	61	66	119	14	6.3

\*DIN. JIS FLANGE STANDARD. OTHER SPEC. CONSULT FACTORY.

## CONDENSATE DISCHARGE CAPACITY IN KG/HR.



## CONSTRUCTION OF MATERIALS

CAP & BODY	DUCTILE IRON A536
SEAT & VALVE	CHROME STEEL HARDEND
MECHANISM	S.S.304
FLOAT	S.S.304
AIR VENT CAGE	S.S.304
GASKET	COMPRESSED NON-ASBESTOS
BOLTS & NUTS	CARBON STEEL



# DSC CAST STEEL FLOAT & THERMOSTATIC STEAM TRAPS

No.FS2 ~ FSH12F SERIES

MOP 32K x 320°C



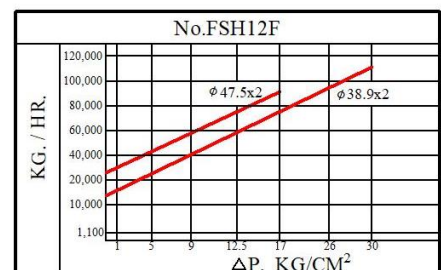
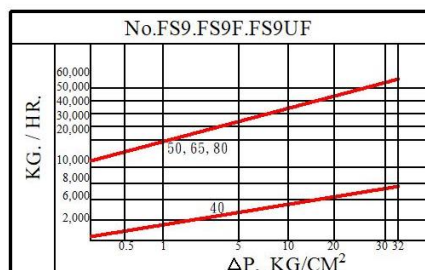
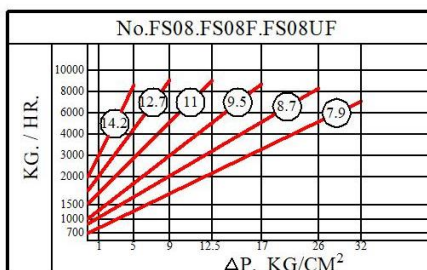
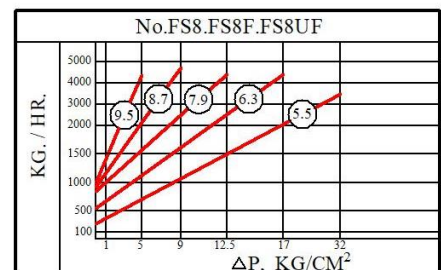
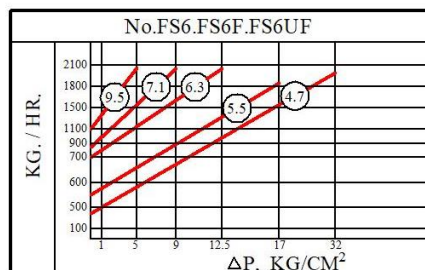
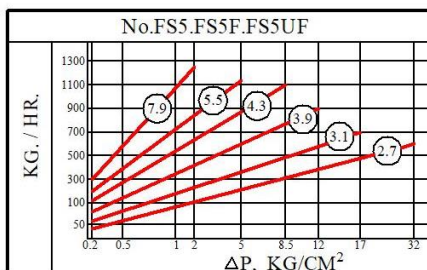
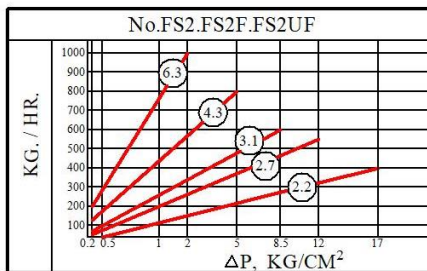
- DSC CAST STEEL FLOAT & THERMOSTATIC STEAM TRAPS  
FLOAT UNIT FOR OPERATING PRESSURE 32KG/CM<sup>2</sup> X 320°C
- 1/2" 3/4" 1" WITH DIFFUSER CAN RESISTANCE WATER HUMMER.
- GOOD ENERGY CONSERVATION.
- GOOD RESISTANCE TO WEAR.
- GOOD CORROSION RESISTANCE.
- DO NOT VENT AIR AND CO<sub>2</sub> AT STEAM TEMPERATURE.
- EXCELLENT OPERATION AGAINST BACK PRESSURE.
- POOR RESISTANCE TO DAMAGE FROM FREEZING.
- FAIR ABILITY TO PURGE SYSTEM.
- IMMEDIATE RESPONSIVENESS TO SLUGS OF CONDENSATE.
- POOR ABILITY TO HANDLE DIRT.



## CONSTRUCTION OF MATERIALS

CAP & BODY	CAST STEEL
SEAT & VALVE	CHROME STEEL HARDEND
MECHANISM	S.S.304
FLOAT	S.S.304
AIR VENT CAGE	S.S.304
DIFFUSER	S.S.304
GASKET	GRAPHITE
BOLTS & NUTS	CARBON STEEL

## CONDENSATE DISCHARGE CAPACITY IN KG/ HR



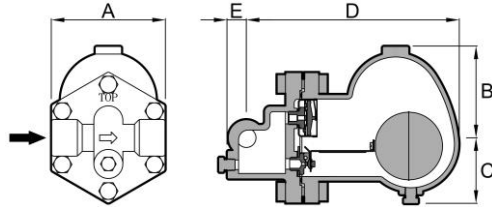




# DSC CAST STEEL FLOAT & THERMOSTATIC STEAM TRAPS

No.FS2 ~ FSH12F SERIES

MOP 32K x 320°C

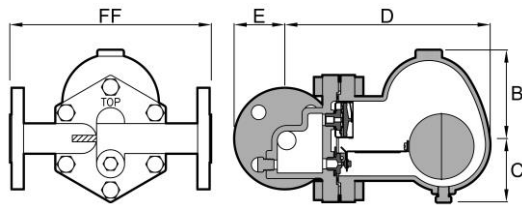


**No.FS2~FS08**

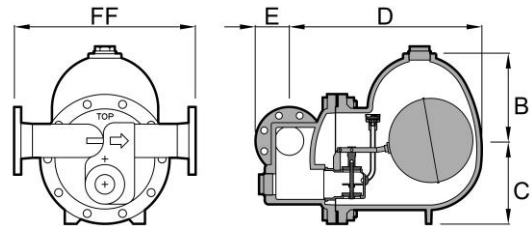
**No.FS2 SERIES** DIMENSIONS(MM). MOP(KG/CM<sup>2</sup>). WT(KG)

No.	CONN.SE*	A	B	C	D	E	MOP	WT
FS2	15.20.25	118	68	68	174	20	17	6.5
FS5	15.20.25	118	92	68	201	20	32	9
FS6	32.40	146	100	85	242	40	32	20
FS8	40.50	190	120	103	289	40	32	29
FS08	40.50	190	170	103	352	43	32	34

\*NPT. BSPT. SW AVAILABLE.



**No.FS2F~FS9F , No.FS2UF~FS9UF**



**No.FSH12F**

**No.FS2F SERIES**

No.	CONN.FE*	FF	B	C	D	E	MOP	WT
FS2F	15.20.25	215	68	68	174	58	17	8
FS5F	15.20.25	215	92	68	201	70	32	11
FS6F	32.40	285	100	85	242	75	32	22
FS8F	40.50	310	120	103	289	83	32	31
FS08F	40.50	310	170	103	352	83	32	36
FS9F	40.50	230	137	109	367	83	32	34
	65.80	355	137	109	367	100	32	42
FSH12F	80.100	500/550	275	225	408	118	32	108

\*ANSI FLANGE STANDARD. OTHER SPEC. CONSULT FACTORY.

**No.FS2UF SERIES**

No.	CONN.FE*	FF	B	C	D	E	MOP	WT.
FS2UF	15.20	150	68	68	220	53	17	7
	25	160	68	68	220	58	17	7.5
FS5U	15.20	150	92	68	247	53	32	8
	25	160	92	68	247	58	32	8.5
FS6UF	25/32	160/230	107	82	281	70	32	24
FS8UF	40.50	230	120	103	335	83	32	33
FS08UF	40.50	230	170	103	398	83	32	38
FS9UF	40,50	230	137	109	367	83	32	34

\*DIN FLANGE STANDARD. OTHER SPEC. CONSULT FACTORY.



SINCE 1975

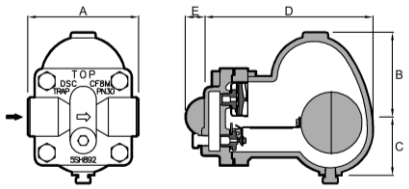
# DSC ALL STAINLESS STEEL FLOAT & THERMOSTATIC STEAM TRAPS

No. FSS2~FSS5VF

MOP 32K x 320°C



- ALL STAINLESS STEEL BODY SUITABLE FOR LOW & MEDIUM PRESSURE SERVICE.
- LARGE AMOUNT VENTING CAPABILITY OF COLD AIR WHEN STARTS UP.
- CONTINUOUS DISCHARGE OF CONDENSATE.
- ALL STAINLESS STEEL PARTS ARE GOOD FOR CORROSION RESISTANCE AND LONGER SERVICE YEARS.
- CONTINUOUS DISCHARGE DELIVER SMALLER NOISE.
- BEST CHOICE FOR SERVICE OF STEAM MODUL CONTROL SYSTEM.
- INTERNAL PARTS ARE REPLACEABLE.

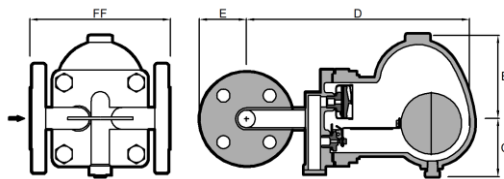


No.FSS2、FSS5

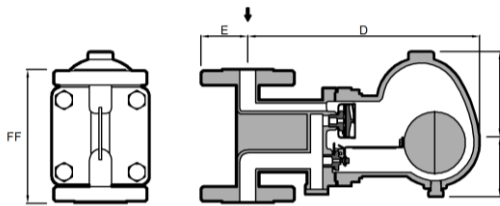
No. FSS2、FSS5 DIMENSIONS(MM). MOP(KG/CM<sup>2</sup>). WT(KG)

No.	CONN.SE*	A	B	C	D	E	MOP	WT.
FSS2	15.20.25	125	70	60	150	22	17	3.5
FSS5	15.20.25	125	97	61	191	22	32	5

\* NPT. PT. SW AVAILABLE.



No.FSS2F、FSS5F



No.FSS2VF、FSS5VF

No.FSS2F~FSS5VF

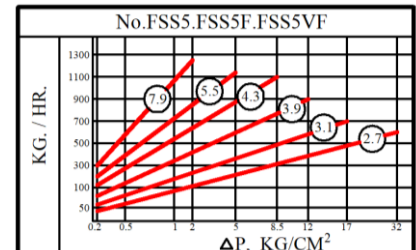
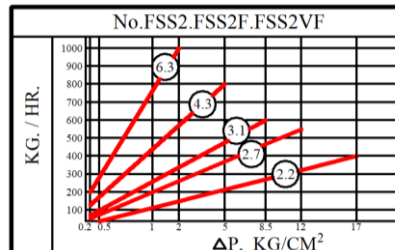
No.	CONN.FE*	FF	B	C	D	E	MOP	WT.
FSS2F·FSS2VF	15.20/25	150/160	70	60	150	53	17	5.7/6.0
FSS5F·FSS5VF	15.20/25	150/160	97	61	190	53	32	7.2/7.5

\*DIN FLANGE STANDARD. OTHER SPEC. CONSULT FACTORY.

## CONSTRUCTION OF MATERIALS

CAP & BODY	CF8
SEAT & VALVE	CHROME STEEL HARDEND
MECHANISM	S.S.304
FLOAT	S.S.304
AIR VENT CAGE	S.S.304
DIFFUSER	S.S.304
BOLTS & NUTS	S.S.304

## CONDENSATE DISCHARGE CAPACITY IN KG/HR.





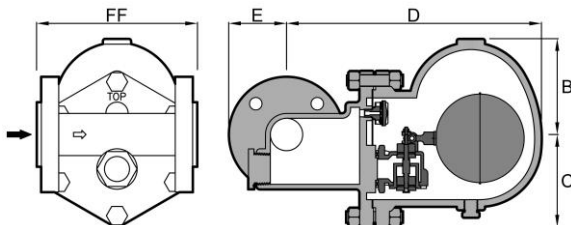
# DSC ALL STAINLESS STEEL FLOAT & THERMOSTATIC STEAM TRAPS

No. FSS6F · FSS9F

MOP 32K x 320°C



- ALL STAINLESS STEEL BODY SUITABLE FOR LOW & MEDIUM PRESSURE SERVICE
- LARGE AMOUNT VENTING CAPABILITY OF COLD AIR WHEN START UP
- BALANCED DOUBLE SEAT IS DESIGNED FOR HUGE AND CONTINUOUS DRAINAGE SERVICE
- ALL STAINLESS STEEL PARTS ARE GOOD FOR CORROSION RESISTANCE AND LONGER SERVICE YEARS
- CONTINUOUS DISCHARGE DELIVER SMALLER NOISE
- BEST CHOICE FOR SERVICE OF STEAM MODUL CONTROL SYSTEM
- INTERNAL PARTS ARE REPLACEABLE



**No. FSS6F SERIES** DIMENSIONS(MM). MOP(KG/CM<sup>2</sup>). WT(KG)

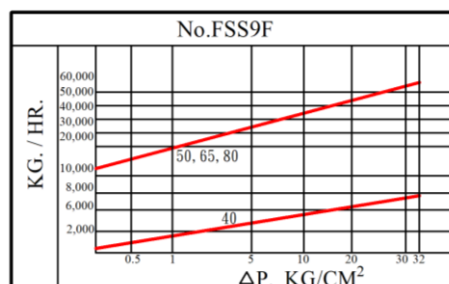
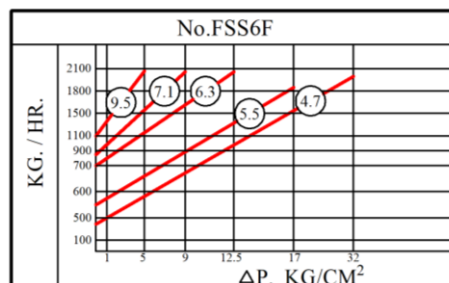
No.	CONN.FE*	FF	B	C	D	E	MOP	WT
FSS6F	25	160	116	63	217	58	32	13
	40	230	116	63	217	75	32	14
FSS9F	40.50	230	137	109	367	43	32	34
	65.80	355	137	109	367	43	32	42

\*DIN FLANGE STANDARD. OTHER SPEC. CONSULT FACTORY.

## CONSTRUCTION OF MATERIALS

CAP & BODY	CF8
SEAT & VALVE	CHROME STEEL HARDEND
MECHANISM	S.S.304
FLOAT	S.S.304
AIR VENT CAGE	S.S.304
DIFFUSER	S.S.304
GASKET	COMPRESSED NON-ASBESTOS
BOLTS	S.S.304
NUTS	S.S.304

## CONTINUOUS DISCHARGE CAPACITY IN KG/HR





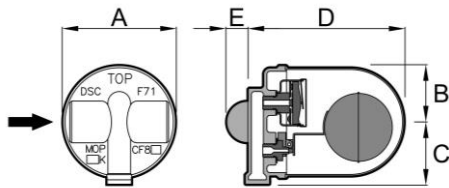
# DSC STAINLESS STEEL FLOAT & THERMOSTATIC STEAM TRAPS

No.F71 · F71F

MOP 20K x 280°C



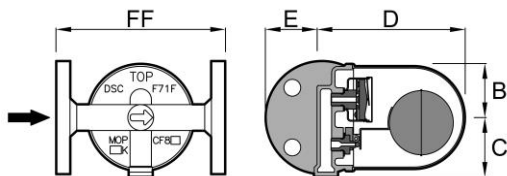
- DSC F71 SEALED STAINLESS STEEL F&T STEAM TRAP IS NOTED FOR COMPACT AND LIGHT WEIGHT WITH SUPERIOR EFFECIENCE OF ENERGY CONSERVATION.
- HORIZONTAL INLET AND OUTLET DIRECTION FROM EITHER SIDE CAN BE ORDERED STRAINER IS FITTED IN INLET CHANNEL SCREWED AND FLANGED CONNECTIONS CAN BE MADE TO SPECIFICATIONS AS DEMANDED.
- INTEGRAL STRAINER IS INSTALLED.



**No. F71** DIMENSIONS(MM). MOP(KG/CM<sup>2</sup>). WT(KG)

No.	CONN.SE*	A	B	C	D	E	MOP	WT.
F71	15.20	83	48	52	132	18	20	1.2

\*NPT. BSPT. SW AVAILABLE.



**No.F71F**

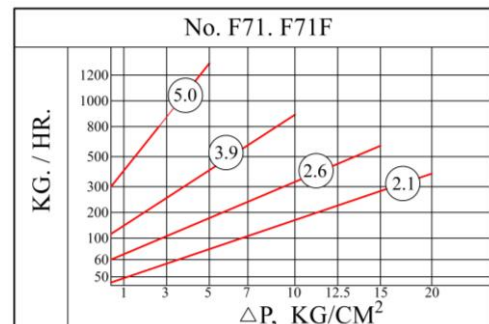
No.	CONN.FE*	FF	B	C	D	E	MOP	WT.
F71F	15.20	150	50	52	124	53	20	2.5
F71F	25	160	50	52	124	53	20	2.5

\*DIN FLANGE STANDARD. OTHER SPEC. CONSULT FACTORY.

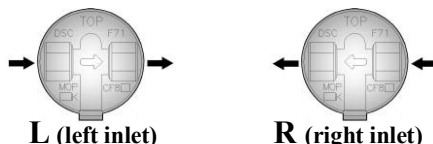
## CONSTRUCTION OF MATERIALS

CAP & BODY	S.S.304
SEAT & VALVE	CHROME STEEL HARDEND
MECHANISM	S.S.304
FLOAT	S.S.304
AIR VENT CAGE	S.S.304
DIFFUSER	S.S.304
STRAINER	S.S.304
BOLTS & NUTS	S.S.304

## CONDENSATE DISCHARGE CAPACITY IN KG/HR.



## F71 STEAM TRAP FLOW DIRECTION OPTION





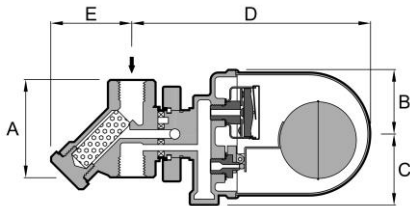
# DSC ALL STAINLESS STEEL FLOAT & THERMOSTATIC STEAM TRAPS

No.F77 · F77F

MOP 20K x 280°C



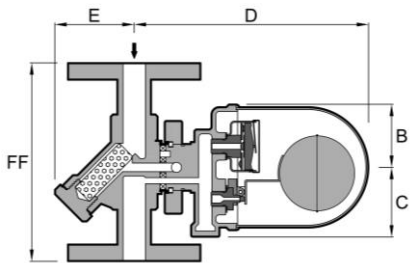
- DSC F77 SERIES ARE COMPACT AND ALL SEALED STAINLESS STEEL FLOAT AND THERMOSTATIC STEAM TRAP.
- THE TRAPS ARE DESIGNED TO WORK WITH UNIVERSAL CONNECTOR WITH STRAINER OR WITHOUT STRAINER.
- AFTER SHUTING DOWN STEAM, IT IS VERY EASY TO REMOVE TRAP BY UNSCREWING TWO BOLTS.
- ALL STAINLESS MATERIAL PROVIDE STRONG BODY AND LIGHT WEIGT FOR INSTALLATION AND MAINTENANCE.
- IT IS SUGGESTED TO INSULATE IN EXTREME CONDITIONS.



**No.F77/C2** DIMENSIONS(MM). MOP(KG/CM<sup>2</sup>). WT(KG)

No.	CONN.SE*	A	B	C	D	E	MOP	WT.
F77/C2	15.20	72	48	52	178	60	20	1.6
F77/C2	25	76	48	52	178	60	20	1.6

\*NPT. BSPT. SW AVAILBALE.



**No.F77/C2F**

No.	CONN.FE*	FF	B	C	D	E	MOP	WT.
F77/C2F	15.20	150	48	52	178	60	20	3
F77/C2F	25	160	48	52	178	60	20	3.2

\*DIN FLANGE STANDARD. OTHER SPEC. CONSULT FACTORY.

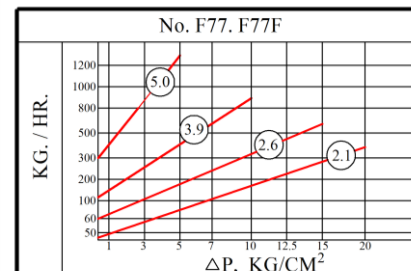
## F77 CONSTRUCTION OF MATERIALS

CAP & BODY	CF8 / S.S.304
SEAT & VALVE	CHROME STEEL HARDEND
MECHANISM	S.S.304
FLOAT	S.S.304
AIR VENT CAGE	S.S.304
STRAINER	S.S.304
GASKET	SPORAL WINDED GRAPHITE WITH S.S.304

## C2 CONSTRUCTION OF MATERIALS

BODY	CF8
STRAINER	S.S.304
STRAINER GASKET	S.S.304 WITH GRAPHITE
STRAINER CAP	S.S.304
BOLT	ALLOY STEEL

## CONDENSATE DISCHARGE CAPACITY IN KG/HR





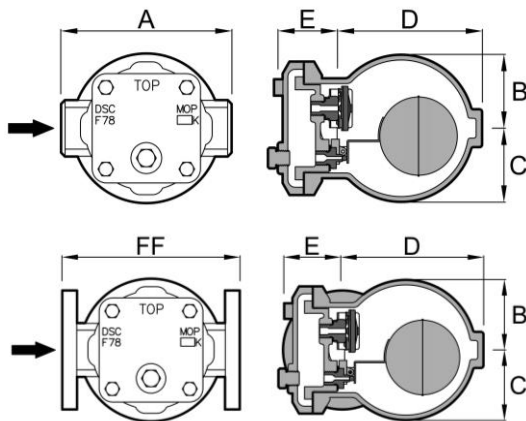
# DSC ALL STAINLESS STEEL FLOAT & THERMOSTATIC STEAM TRAPS

No.F78 · F78F

MOP 20K x 280°C



- DSC F78 STAINLESS STEEL F&T STEAM TRAP WITH S.S. CAP AND BODY ARE UNIQUE IN THE WORLD. STAINLESS STEEL CASTING PROVIDE MAX PROTECTION FROM EROSION.
- S.S. CAP AND BODY CAN BE REUSED FOR GERNATION
- ALL PARTS ARE REPLCEABLE.
- LARGE VOLUME OF AIR VENTED DURING START UP.
- DIFFERENT S.S. MATERIALS MEET USER'S REQUIREMENT DSC STEAM TRAPS ARE DESIGNED AND TESTED TO MEET WORLD HIGH STANARD
- 1/4" TEST VALVAE CAN BE FITTED ON TRAP CAP TO CHECK TRAP IS OK OR NOT.
- INTEGRAL S.S STRAINER IS FURNISHED.



**No. F78** DIMENSIONS(MM). MOP(KG/CM<sup>2</sup>). WT(KG)

No.	CONN.SE*	A	B	C	D	E	MOP	WT.
F78	15.20.25	138	59	59	113	54	20	3.8

\*NPT. BSPT. SW AVAILABLE.

**No.F78F**

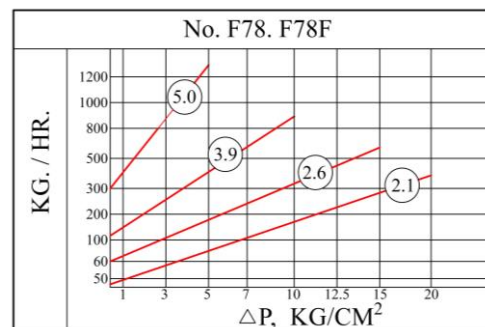
No.	CONN.FE*	FF	B	C	D	E	MOP	WT.
F78F	15.20	150	59	59	106	57	20	5.5
F78F	25	160	59	59	118	45	20	6

\*DIN FLANGE STANDARD. OTHER SPEC. CONSULT FACTORY.

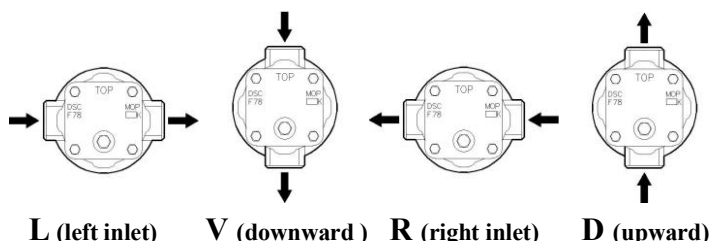
## CONSTRUCTION OF MATERIALS

CAP & BODY	S.S.304
SEAT & VALVE	CHROME STEEL HARDEND
MECHANISM	S.S.304
FLOAT	S.S.304
AIR VENT CAGE	S.S.304
DIFFUSER	S.S.304
STRAINER	S.S.304
BOLTS & NUTS	S.S.304

## CONDENSATE DISCHARGE CAPACITY IN KG/HR.



## F78 STEAM TRAP FLOW DIRECTION OPTION





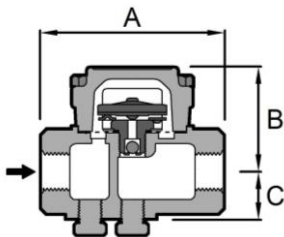
# DSC CAST IRON BALANCED PRESSURE THERMOSTATIC STEAM TRAPS

No.S50 · S50F

MOP 17K x 230°C



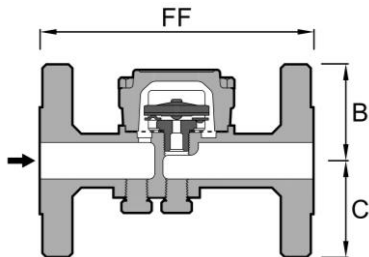
- DSC S50 CAST IRON BLANCED PRESSURE THERMOSTATIC STEAM TRAP FOR OPERATING PRESSURE UP TO 17KG/CM<sup>2</sup> X 230°C .
- EXCELLENT CORROSION RESISTANCE.
- EXCELLENT RESISTANCE TO HYDRAULIC SHOCKS.
- DO NOT VENT AIR AND CO<sub>2</sub> AT STEAM TEMPERATURE.
- GOOD OPERATION AGAINST BACK PRESSURE.
- GOOD RESISTANCE TO DAMAGE FROM FREEZING
- DELAYED RESPONSIVENESS TO SLUGS OF CONDENSATE.
- SMALL COMPARATIVE PHYSICAL SIZE.



**No.S50** DIMENSIONS(MM). MOP(KG/CM<sup>2</sup>) . WT(KG)

型號	CONN.SE*	A	B	C	MOP	WT.
S50	15.20.25	95	54	25	17	2.0

\*NPT. BSPT AVAILABLE.



**No.S50F**

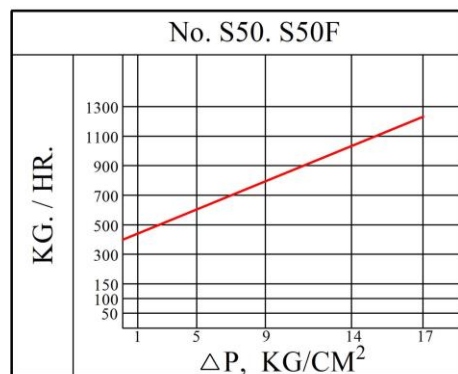
No.	CONN.FE*	FF	B	C	MOP	WT.
S50F	15	150	53	53	17	4.0
	20	150	53	53	17	4.0
	25	160	63	63	17	4.5

\* DINFLANGE STANDARD. OTHER SPEC. CONSULT FACTORY.

## CONSTRUCTION OF MATERIALS

BODY	CAST IRON FC22
SEAT	S.S.420 HARDEND
SEAT GASKET	S.S.316
CAGE UNIT	S.S.304
DIAPHRAGM	MIXED CEMICAL
STRAINER	S.S.304
CHECK VALVE	S.S.420
BOLT	A193 - B7

## CONDENSATE DISCHARGE CAPACITY IN KG/HR.





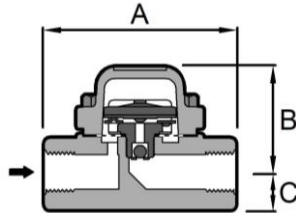
# DSC CAST STEEL BALANCED PRESSURE THERMOSTATIC STEAM TRAPS

No.S61 · S61F

MOP 22K x 320°C



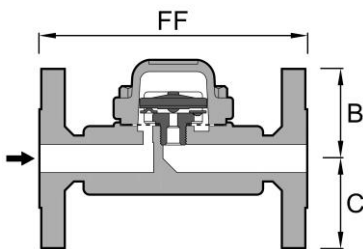
- DSC S61 CAST STEEL BALANCED PRESSURE THERMOSTATIC STEAM TRAP WITH DSC A TYPE THERMOSTATIC UNIT FOR OPERATING PRESSURE 22 KG/CM<sup>2</sup> X 320°C
- FAIR ENERGY CONSERVATION.
- FAIR RESISTANCE TO WEAR.
- GOOD CORROSION RESISTANCE.
- EXCELLENT OPERATION AGAINST BACK PRESSURE, RESISTANCE TO DAMAGE FROM FREEZING, GOOD ABILITY TO PURGE SYSTEM.
- DELAYED RESPONSIVENESS TO SLUGS OF CONDENSATE.
- FAIR ABILITY TO HANDLE DIRT.
- SMALL COMPARATIVE PHYSICAL SIZE.



**No.S61** DIMENSIONS(MM). MOP(KG/CM<sup>2</sup>). WT(KG)

No.	CONN.SE*	A	B	C	MOP	WT.
S61	15.20	95	52	18	22	2.2
	25	95	56	24	22	2.2

\*NPT.BSPT AVAILABLE.



**No.S61F**

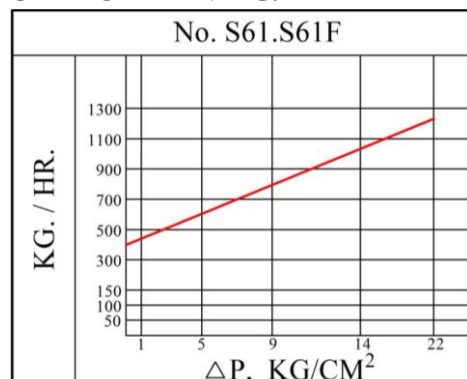
No.	CONN.FE*	FF	B	C	MOP	WT.
S61F	15	150	52	43	22	4.5
	20	150	52	43	22	4.5
	25	160	52	43	22	5

\*DIN FLANGE STANDARD. OTHER SPEC. CONSULT FACTORY.

## CONSTRUCTION OF MATERIALS

BODY	CAST STEEL
SEAT	S.S.420 HARDEND
SEAT GASKET	S.S.316
CAGE UNIT	S.S.304
DIAPHRAGM	MIXED CEMICAL
STRAINER	S.S.304
CHECK VALVE	S.S.420
BOLT	A193 - B7

## CONDENSATE DISCHARGE CAPACITY IN KG/HR







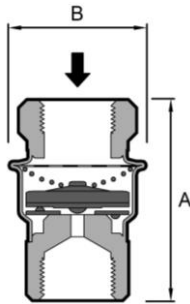
# DSC ALL STAINLESS STEEL BALANCED PRESSURE THERMOSTATIC STEAM TRAP

No.S70

MOP 32K x 320°C



- DSC S70 ALL STAINLESS STEEL THERMOSTATIC STEAM TRAP WITH DSC C TYPE THERMOSTATIC UNIT FOR OPERATING PRESSURE 32 KG/CM<sup>2</sup> X 320°C
- FAIR ENERGY CONSERVATION.
- FAIR RESISTANCE TO WEAR.
- GOOD CORROSION RESISTANCE.
- DO NOT VENT AIR AND CO<sub>2</sub> AT STEAM TEMPERATURE.
- EXCELLENT OPERATION AGAINST BACK PRESSURE, RESISTANCE TO DAMAGE FROM FREEZING, GOOD ABILITY TO PURGE SYSTEM.
- DELAYED RESPONSIVENESS TO SLUGS OF CONDENSATE.
- FAIR ABILITY TO HANDLE DIRT.
- SMALL COMPARATIVE PHYSICAL SIZE.



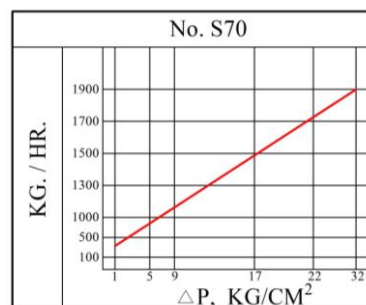
**No. S70** DIMENSIONS(MM). MOP(KG/CM<sup>2</sup>). WT(KG)

No.	CONN.SE*	A	B	MOP	WT.
S70	8.10	61	47	32	0.21
	15	69	47	32	0.23
	20	69	47	32	0.25

### CONSTRUCTION OF MATERIALS

BODY	S.S.304
SEAT	S.S.420 HARDEND
SEAT GASKET	S.S.316
CAGE UNIT	S.S.304
DIAPHRAGM	MIXED CEMICAL
STRAINER	S.S.304
CHECK VALVE	S.S.420

### CONDENSATE DISCHARGE CAPACITY IN KG/HR.





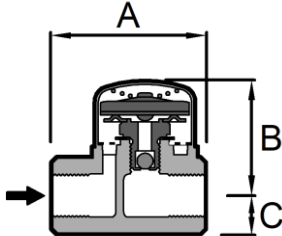
# DSC ALL STAINLESS STEEL BALANCED PRESSURE THERMOSTATIC STEAM TRAP

No.S72、S72F

MOP 32K x 320°C



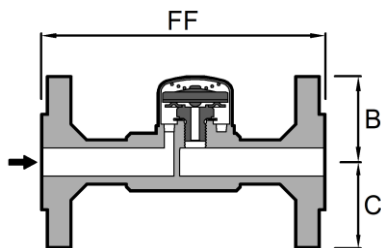
- DSC S72 ALL STAINLESS STEEL BALANCED PRESSURE THERMOSTATIC STEAM TRAP FOR OPERATING PRESSURE UP TO 32KG/CM<sup>2</sup> X 320°C.
- SMALL DRIBBLE AT NO LOAD, INTERMITTENT AT LIGHT AND NORMAL LOAD, CONTINUOUS AT FULL LOAD.
- EXCELLENT CORROSION RESISTANCE.
- EXCELLENT RESISTANCE TO HYDRAULIC SHOCKS.
- DO NOT VENT AIR AND CO<sub>2</sub> AT STEAM TEMPERATURE.
- GOOD OPERATION AGAINST BACK PRESSURE.
- GOOD RESISTANCE TO DAMAGE FROM FREEZING
- DELAYED RESPONSIVENESS TO SLUGS OF CONDENSATE.
- SMALL COMPARATIVE PHYSICAL SIZE



**No.S72** DIMENSIONS(MM). MOP(KG/CM<sup>2</sup>). WT(KG)

No.	CONN.SE*	A	B	C	MOP	WT.
S72	15	60	45	15	32	0.3
	20	60	48	18	32	0.4
	25	65	51	22	32	0.5

\*NPT. BSPT AVAILABLE.



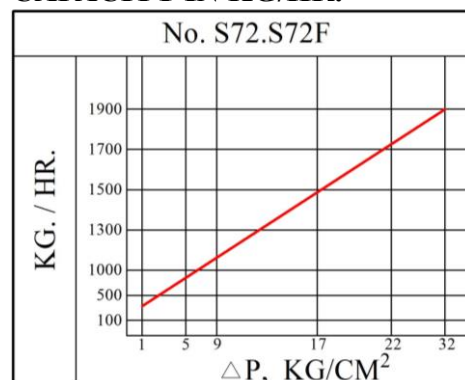
No.	CONN.FE*	FF	B	C	MOP	WT.
S72F	15	150	48	48	32	2.3
	20	150	53	53	32	2.5
	25	160	58	58	32	2.8

\*DIN FLANGE STANDARD. OTHER SPEC. CONSULT FACTORY.

## CONSTRUCTION OF MATERIALS

BODY	S.S.304
SEAT	S.S.420 HARDEND
SEAT GASKET	S.S.316
CAGE UNIT	S.S.304
DIAPHRAGM	MIXED CEMICAL
STRAINER	S.S.304
CHECK VALVE	S.S.420

## CONDENSATE DISCHARGE CAPACITY IN KG/HR.





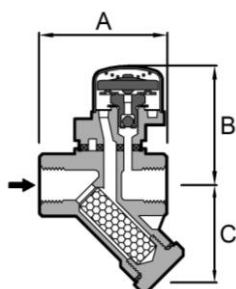
# DSC ALL STAINLESS STEEL BALANCED PRESSURE THERMOSTATIC STEAM TRAP WITH UNIVERSAL CONNECTOR

No.S79 · S79F

MOP 32K x 320°C



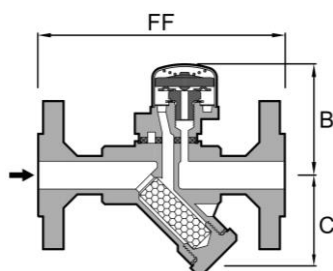
- DSC S79 ALL STAINLESS STEEL BALANCED PRESSURE THERMOSTATIC STEAM TRAP WITH UNIVERSAL CONNECTOR. THERMOSTATIC WELDED UNIT CAN BE REPLACED WITHOUT DISTRIBUTING PIPE .
- EXCELLENT CORROSION RESISTANCE.
- EXCELLENT RESISTANCE TO HYDRAULIC SHOCKS.
- NOT VENT AIR AND CO<sub>2</sub> AT STEAM TEMPERATURE.
- GOOD OPERATION AGAINST BACK PRESSURE.
- GOOD RESISTANCE TO DAMAGE FROM FREEZING.
- DELAYED RESPONSIVENESS TO SLUGS OF CONDENSATE.
- ONE YEAR SATISFACTORY SERVICE GUARANTEED.
- INTERNAL CHECK VALVE OPTIONAL.



**No.S79/C2** DIMENSIONS(MM). MOP(KG/CM<sup>2</sup>). WT(KG)

No.	CONN.SE*	A	B	C	MOP	WT.
S79/C2	15	72	68	55	32	0.9
	20	72	68	55	32	0.9
	25	76	74	60	32	1.2

\* NPT. BSPT. SE AVAILABLE.



**No. S79/C2F**

No.	CONN.FE*	FF	B	C	MOP	WT.
S79/C2F	15	150	68	55	32	2.6
	20	150	68	55	32	3.1
	25	160	74	60	32	3.8

\* DIN FLANGE STANDARD. OTHER SPEC. CONSULT FACTORY.

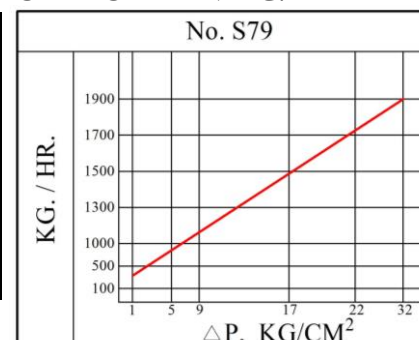
## S79 CONSTRUCTION OF MATERIALS

BODY	S.S.304
SEAT	S.S.420 HARDEND
SEAT GASKET	S.S.316
CAGE UNIT	S.S.304
DIAPHRAGM	MIXED CEMICAL
STRAINER	S.S.304
CHECK VALVE	S.S.420

## C2 CONSTRUCTION OF MATERIALS

BODY	CF8
STRAINER	S.S.420 HARDEND
STRAINER GASKET	S.S.304
STRAINER CAP	S.S.304
FLANGE	S.S.304
BLOTS	CARBON STEEL

## CONDENSATE DISCHARGE CAPACITY IN KG/HR





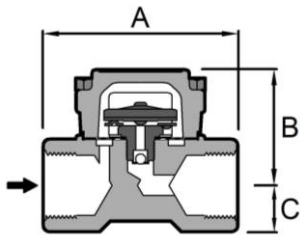
# DSC FORGED STEEL BALANCED PRESSURE THERMOSTATIC STEAM TRAP

No.S80 · S80F

MOP 32K x 320°C



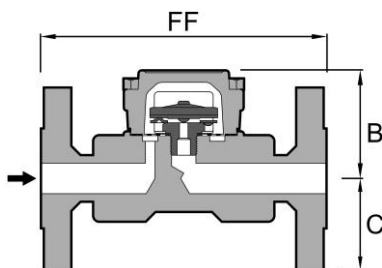
- DSC S80 FORGED BLANCED PRESSURE STEEL STEAM TRAP WITH THERMOSTATIC UNIT FOR OPERATING PRESSURE AND TEMPERATURE UP TO 32 KG/CM<sup>2</sup> X 320°C
- FAIR ENERGY CONSERVATION.
- FAIR RESISTANCE TO WEAR.
- NOT VENT AIR AND CO<sub>2</sub> AT STEAM TEMPERATURE.
- EXCELLENT OPERATION AGAINST BACK PRESSURE, RESISTANCE TO DAMAGE FROM FREEZING, GOOD ABILITY TO PURGE SYSTEM.
- DELAYED RESPONSIVENESS TO SLUG OF CONDENSATE.
- FAIR ABILITY TO HANDLE DIRT.
- NOT FOR SUPER HEAT STEAM SERVICE.
- PERFORATED STRANIER CAN BE CLEANED AFTER CAP REMOVED.
- INTERNAL CHECK VALVE OPTIONAL.



**No. S80** DIMENSIONS(MM). MOP(KG/CM<sup>2</sup>). WT(KG)

No.	CONN.SE*	A	B	C	MOP	WT.
S80	15.20	95	57	18	32	1.4
	25	95	57	23	32	1.5

\* NPT. BSPT. SW AVAILABLE.



**No. S80F**

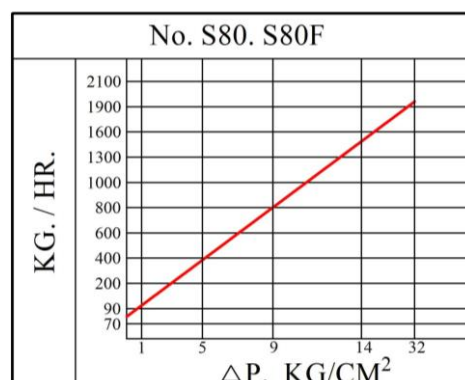
No.	CONN.FE*	FF	B	C	MOP	WT.
S80F	15	150	57	48	32	3.0
	20	150	57	53	32	3.6
	25	160	58	58	32	4.3

\* DIN FLANGE STANDARD. OTHER SPEC. CONSULT FACTORY.

## CONSTRUCTION OF MATERIALS

BODY	FORGED STEEL A105
SEAT	S.S.420 HARDEND
SEAT GASKET	S.S.316
CAGE UNIT	S.S.304
DIAPHRAGM	MIXED CEMICAL
STRAINER	S.S.304
CHECK VALVE	S.S.420
BOLT	A193 - B7

## CONDENSATE DISCHARGE CAPACITY IN KG/HR





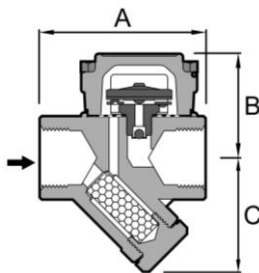
# DSC FORGED STEEL BALANCED PRESSURE THERMOSTATIC STEAM TRAP

No.S80Y · S80YF

MOP 32K x 320°C



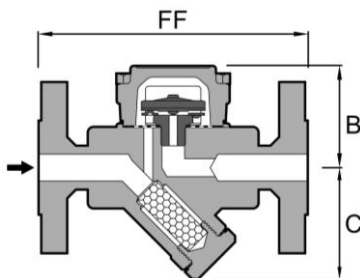
- DSC S80Y FORGED STEEL STEAM TRAP WITH THERMOSTATIC UNIT FOR OPERATING PRESSURE AND TEMPERATURE UP TO 32 KG/CM<sup>2</sup> X 320°C
- FAIR ENERGY CONSERVATION.
- FAIR RESISTANCE TO WEAR.
- NOT VENT AIR AND CO<sub>2</sub> AT STEAM TEMPERATURE.
- EXCELLENT OPERATION AGAINST BACK PRESSURE, RESISTANCE TO DAMAGE FROM FREEZING, GOOD ABILITY TO PURGE SYSTEM.
- DELAYED RESPONSIVENESS TO SLUG OF CONDENSATE.
- FAIR ABILITY TO HANDLE DIRT.
- NOT FOR SUPER HEAT STEAM SERVICE.
- Y STRAINER CAN BE CLEANED AFTER STEAM SHUT DOWN.
- INTERNAL CHECK VALVE OPTIONAL.



**No. S80Y** DIMENSIONS(MM). MOP(KG/CM<sup>2</sup>) . WT(KG)

No.	CONN.SE*	A	B	C	MOP	WT
S80Y	15.20.25	90	57	63	32	1.8

\*NPT. BSPT. SW AVAILABLE.



**No. S80YF**

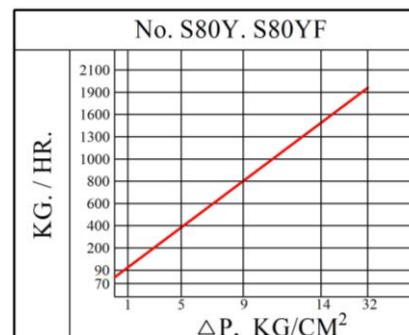
No.	CONN.FE*	FF	B	C	MOP	WT.
S80YF	15	150	57	63	32	3.8
	20	150	57	63	32	4.2
	25	160	58	63	32	4.6

\* DIN FLANGE STANDARD. OTHER SPEC. CONSULT FACTORY.

## CONSTRUCTION OF MATERIALS

BODY	FORGED STEEL A105
SEAT	S.S.420 HARDEND
SEAT GASKET	S.S.316
CAGE UNIT	S.S.304
DIAPHRAGM	MIXED CEMICAL
STRAINER	S.S.304
CHECK VALVE	S.S.420
BOLT	A193 - B7

## CONDENSATE DISCHARGE CAPACITY IN KG/HR





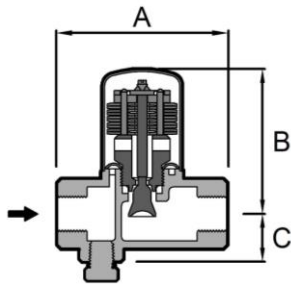
# DSC All STAINLESS STEEL BIMETALLIC STEAM TRAPS

No. SB73、SB73F

MOP 32K x 320°C



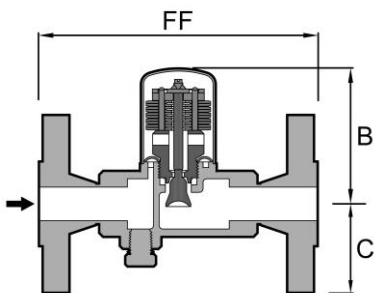
- DSC SB73 BIMETALLIC STEAM TRAP WITH STAINLESS STEEL BODY FOR OPERATING PRESSURE UP TO 32KG/CM<sup>2</sup>x 320°C.
- EXCELLENT CORROSION RESISTANCE.
- EXCELLENT RESISTANCE TO HYDRAULIC SHOCKS.
- DO NOT VENT AIR AND CO<sub>2</sub> AT STEAM TEMPERATURE.
- GOOD OPERATION AGAINST BACK PRESSURE.
- GOOD RESISTANCE TO DAMAGE FROM FREEZING
- DELAYED RESPONSIVENESS TO SLUGS OF CONDENSATE.
- SMALL COMPARATIVE PHYSICAL SIZE.



**No. SB73** DIMENSIONS(MM). MOP(KG/CM<sup>2</sup>) . WT(KG)

No.	CONN.SE*	A	B	C	MOP	WT.
SB73	15.20	85	73	24	32	0.9

\* NPT. BSPT. SW AVAILABLE.



**No. SB73F**

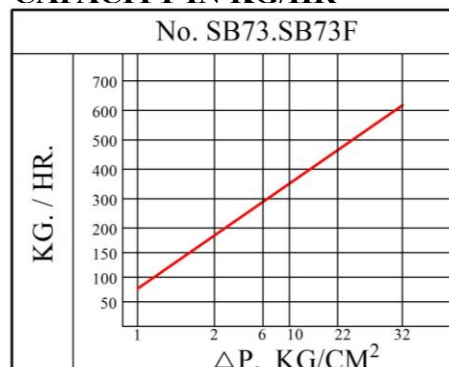
No.	CONN.FE*	FF	B	C	MOP	WT.
SB73F	15.20	150	73	53	32	3.2

\* DIN FLANGE STANDARD. OTHER SPEC. CONSULT FACTORY.

## CONSTRUCTION OF MATERIALS

BODY	S.S.304
BIMETLLIC ELEMENT	S.S.304
VALVE	S.S.420 HARDEND
SEAT	S.S.420 HARDEND
STRAINER	S.S.304

## CONDENSATE DISCHARGE CAPACITY IN KG/HR



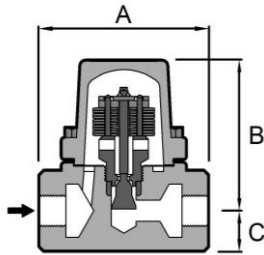


# DSC FORGED STEEL BIMETALLIC STEAM TRAPS

No. SB81、SB81F MOP 40K x 350°C



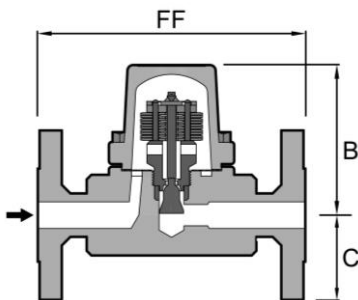
- DSC SB81 BIMETALLIC STEAM TRAP WITH FORGED STEEL BODY FOR OPERATING PRESSURE UP TO 40KG/CM<sup>2</sup> X 350°C.
- EXCELLENT CORROSION RESISTANCE.
- EXCELLENT RESISTANCE TO HYDRAULIC SHOCKS.
- DO NOT VENT AIR AND CO<sub>2</sub> AT STEAM TEMPERATURE.
- GOOD OPERATION AGAINST BACK PRESSURE.
- GOOD RESISTANCE TO DAMAGE FROM FREEZING
- DELAYED RESPONSIVENESS TO SLUGS OF CONDENSATE.
- SMALL COMPARATIVE PHYSICAL SIZE
- ALL PARTS ARE REPLACEABLE



**No.SB81F** DIMENSIONS(MM). MOP(KG/CM<sup>2</sup>). WT(KG)

No.	CONN.SE*	A	B	C	MOP	WT.
SB81	15.20.25	95	85	23	40	1.8

\* NPT. BSPT AVAILABLE.



**No.SB81F**

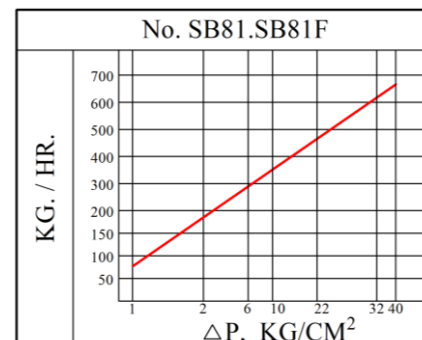
No.	CONN.FE*	FF	B	C	MOP	WT.
SB81F	15	150	85	48	40	4.1
	20	150	85	53	40	4.1
	25	160	85	58	40	4.6

\* DIN FLANGE STANDARD. OTHER SPEC. CONSULT FACTORY.

## CONSTRUCTION OF MATERIALS

BODY	ASTM A105
BIMETLLIC ELEMENT	S.S.304
VALVE	S.S.420 HARDEND
SEAT	S.S.420 HARDEND
STRAINER	S.S.304
GAKSET	GRAPHITE
BOLTS	A193 - B7

## CONDENSATE DISCHARGE CAPACITY IN KG/HR





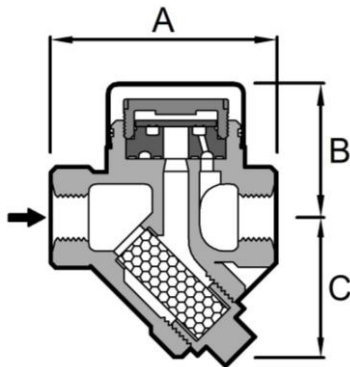
# DSC DUCTILE IRON THERMODYNAMIC STEAM TRAPS

No. D50

MOP 17K x 230°C



- DSC D50 THERMODYNAMIC STEAM TRAPS WITH INSULATION CAP TO PROTECT STEAM CONSUMPTION DURING COLD AND RAINY CONDITIONS.
- DISC AND SEAT ARE LAPPED TO MEET LIGHT BAND FLATNESS · SEAT AND DISC CAN BE TIGHTLY SEALED DURING OPERATION.
- THIS MODEL IS NOT FOR SUPER HEAT STEAM SERVICE.
- SCREWED CONNECTION ONLY.
- INTERNAL PARTS CAN BE REPLACED.



**No. D50** DIMENSIONS(MM). MOP(KG/CM<sup>2</sup>). WT(KG)

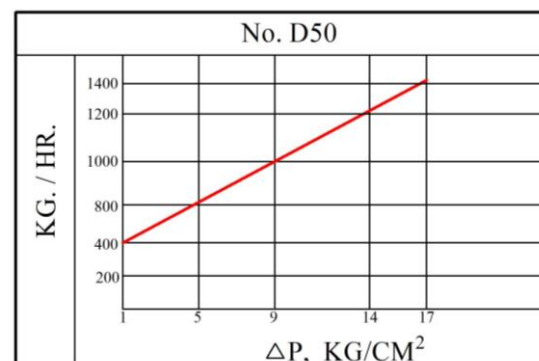
No.	CONN.SE*	A	B	C	MOP	WT.
D50	15.20	90	51	56	17	1.1
	25	95	56	65	17	1.3

\*NPT. BSPT AVAILABLE.

## CONSTRUCTION OF MATERIALS

BODY	DUCTILE IRON FCD 450
INSULATION CAP	S.S.304
DISC CAP	S.S.420 HARDEND
DISC	S.S.420 HARDEND
DISC SEAT	S.S.420 HARDEND
DISC GASKET	COMPRESSED NON-ASBESTOS
STRAINER	S.S.304
STRAINER CAP	CARBON STEEL
STRAINER GASKET	S.S.304

## CONDENSATE DISCHARGE CAPACITY IN KG/HR







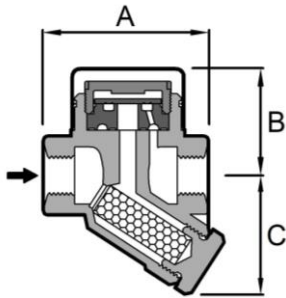
# DSC CAST STEEL THERMODYNAMIC STEAM TRAPS

No.D60 · D60F

MOP 46K x 425°C



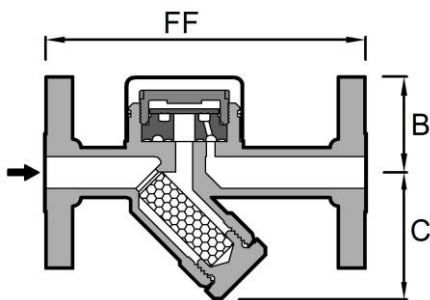
- DSC D60 THERMODYNAMIC STEAM TRAPS WITH INSULATION CAP TO PROTECT STEAM CONSUMPTION DURING COLD AND RAINY CONDITIONS.
- DISC AND SEAT ARE LAPPED TO MEET LIGHT BAND FLATNESS · SEAT AND DISC CAN BE TIGHTLY SEALED DURING OPERATION.
- THIS MODEL CAN BE USED FOR SUPER HEAT STEAM SERVICE.
- SCREWED OR FLANGE CONNECTIONS AVAILABLE.
- INTERNAL PARTS CAN BE REPLACED.



**No. D60** DIMENSIONS(MM). MOP(KG/CM<sup>2</sup>). WT(KG)

No.	CONN.SE*	A	B	C	MOP	WT.
D60	15.20	80	52	58	46	1
	25	90	55	65	46	1.3

\*NPT. PT. SW AVAILABLE.



**No. D60F**

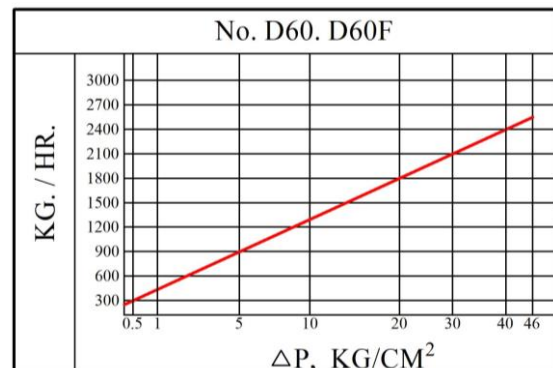
No.	CONN.FE*	FF	B	C	MOP	WT.
D60F	15.20	150	52	58	46	5
	25	160	55	65	46	6

\*DIN FLANGE STANDARD. OTHER SPEC. CONSULT FACTORY.

### CONSTRUCTION OF MATERIALS

BODY	CAST STEEL
INSULATION CAP	S.S.304
DISC CAP	S.S.420 HARDEND
DISC	S.S.420 HARDEND
DISC SEAT	S.S.420 HARDEND
DISC GASKET	COMPRESSED NON-ASBESTOS
STRAINER	S.S.304
STRAINER CAP	CARBON STEEL
STRAINER GASKET	S.S.304

### CONDENSATE DISCHARGE CAPACITY IN KG/HR





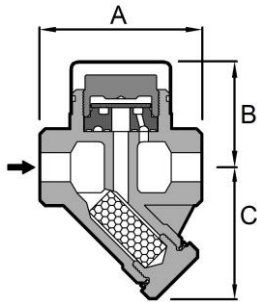
# DSC STAINLESS STEEL THERMODYNAMIC STEAM TRAPS

No.D75 · D75F

MOP 46K x 430°C



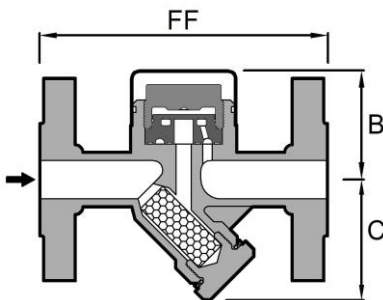
- DSC D75 THERMODYNAMIC STEAM TRAPS WITH INSULATION CAP TO PROTECT STEAM CONSUMPTION DURING COLD AND RAINY CONDITIONS.
- DISC AND SEAT ARE LAPPED TO MEET LIGHT BAND FLATNESS , SEAT AND DISC ARE TIGHTLY SEALED DURING OPERATION.
- THIS MODEL CAN BE USED FOR SUPER HEAT STEAM SERVICE.
- SCREWED OR FLANGE CONNECTIONS AVAILABLE.
- INTERNAL PARTS CAN BE REPLACED.



**No. D75** DIMENSIONS(MM). MOP(KG/CM<sup>2</sup>). WT(KG)

No.	CONN.SE*	A	B	C	MOP	WT.
D75	15.20	88	58	63	46	1.1
	25	97	62	67	46	1.3

\* PT. NPT. SW AVAILABLE.



**No. D75F**

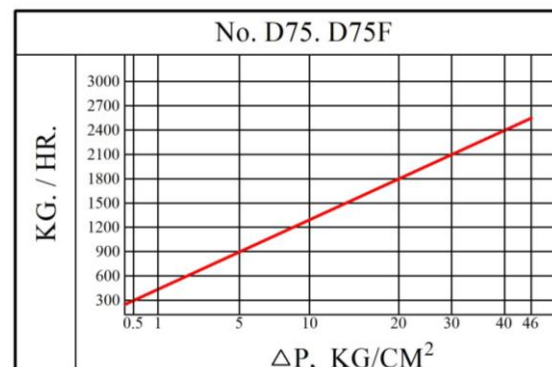
No.	CONN.FE*	FF	B	C	MOP	WT.
D75F	15.20	150	57	54	46	3.5
	25	160	58	58	46	5.6

\*DIN FLANGE STANDARD. OTHER SPEC. CONSULT FACTORY.

## CONSTRUCTION OF MATERIALS

BODY	CF8
INSULATION CAP	S.S.304
DISC CAP	S.S.420 HARDEND
DISC	S.S.420 HARDEND
DISC SEAT	S.S.420 HARDEND
DISC GASKET	COMPRESSED NON-ASBESTOS
STRAINER	S.S.304
STRAINER CAP	S.S.304
STRAINER GASKET	S.S.304

## CONDENSATE DISCHARGE CAPACITY IN KG/HR





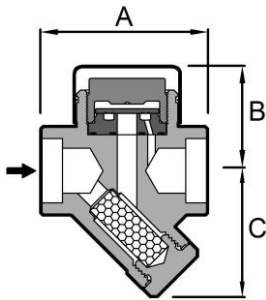
# DSC FORGED STEEL THERMODYNAMIC STEAM TRAPS

No.D80 · D80F

MOP 46K x 430°C



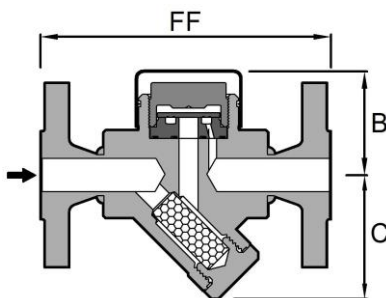
- DSC D80 THERMODYNAMIC STEAM TRAPS WITH INSULATION CAP TO PROTECT STEAM CONSUMPTION DURING COLD AND RAINY CONDITIONS.
- DISC AND SEAT ARE LAPPED TO MEET LIGHT BAND FLATNESS · SEAT AND DISC CAN BE TIGHTLY SEALED DURING OPERATION.
- THIS MODEL CAN BE USED FOR SUPER HEAT STEAM SERVICE.
- SCREWED OR FLANGE CONNECTIONS AVAILABLE.
- INTERNAL PARTS CAN BE REPLACED.



**No. D80** DIMENSIONS(MM). MOP(KG/CM<sup>2</sup>). WT(KG)

No.	CONN.SE*	A	B	C	MOP	WT.
D80	15.20	85	54	63	46	1.1
	25	90	54	63	46	1.3

\* NPT. PT. SW AVAILABLE.



**No. D80F**

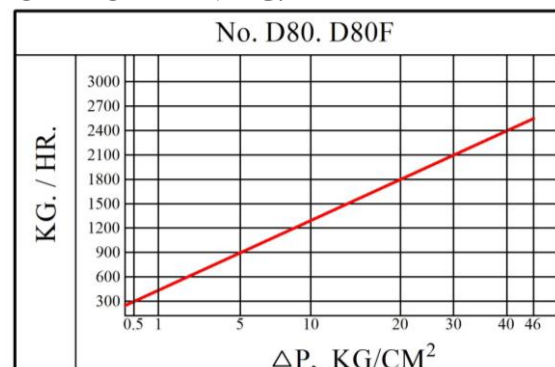
No.	CONN.FE*	FF	B	C	MOP	WT.
D80F	15.20	150	54	63	46	3.5
	25	160	58	63	46	4.2

\*DIN FLANGE STANDARD. OTHER SPEC. CONSULT FACTORY.

## CONSTRUCTION OF MATERIALS

BODY	FORGED STEEL
INSULATION CAP	S.S.304
DISC CAP	S.S.420 HARDEND
DISC	S.S.420 HARDEND
DISC SEAT	S.S.420 HARDEND
DISC GASKET	COMPRESSED NON-ASBESTOS
STRAINER	S.S.304
STRAINER CAP	CARBON STEEL
STRAINER GASKET	S.S.304

## CONDENSATE DISCHARGE CAPACITY IN KG/HR





# DSC K03 ALL STAINLESS STEEL VALVE TRAP PACKAGE

No. K03/771~K03F/772

MOP 41K x 330°C

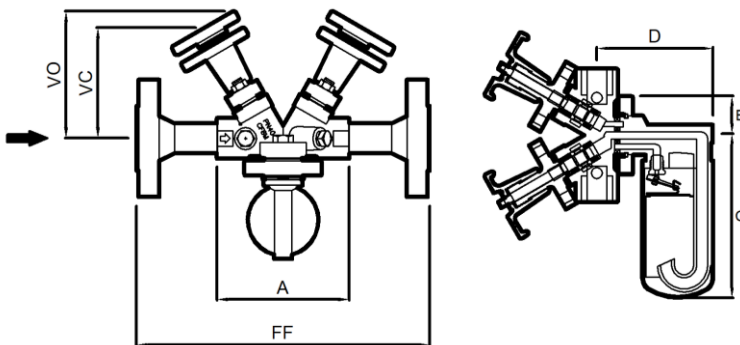


- COMPACT, THE PACKAGE CONSISTS OF 2 PISTON VALVES, 1 STRAINER, 1 STEAM TRAP, 2 STRAINER BLOW DOWN CONN. 2 STEAM TRAP TEST CONN.
- ECONOMIC, EASY TO CONNECT, SAVE LABOR, SAVE TIME, EASY FOR MAINTENANCE.
- ANTI-CORROSIVE, ALL STAINLESS STEEL CONSTRUCTION FOR LONGER SERVICE YEARS.
- WITH STAND HI-PRESSURE AND HI-TEMPERATURE SERVICE.
- ABLE TO ADOPT OTHER BRAND'S UNIVERSAL STEAM TRAPS.
- EASY FOR SELECTION, ONLY SPECIFY CONNECTION SIZE .
- PISTON VALVE,STEM IS WELL PROTECTED IN HANDLE SELEEVE.



## CONSTRUCTION OF MATERIALS

BODY	CF8
HANDLE	CF8
YOKE	CF8
LANTERN	S.S.304
SEAL	GRAPHITE WITH S.S.316 SCREEN
ROD	CHROME STEEL HARDEND
STRAINER	S.S.304
BODY BOLT	S.S.304
TRAP BOLTS	ASTM A193 - B7



No.K03/771~K03F/772 DIMENSIONS(MM). MOP(KG/ CM<sup>2</sup>). WT(KG)

No.	CONN*	A	FF	B	C	D	VC*	VO*	MOP	WT.
K03/771	15.20	120		35	146	104	100	115	28	3.6
K03F/771	15.20.25		254	35	146	104	100	115	28	6.8
K03/771H	15.20	120		35	168	104	100	115	41	3.9
K03F/771H	15.20.25		254	35	168	104	100	115	41	7.1
K03/772	15.20	120		35	191	144	100	115	41	5.2
K03F/772	15.20.25		254	35	191	144	100	115	41	8.4

\*NPT. BSPT. SW AVAILABLE.

\*DIN FLANGE STANDARD. OTHER SPEC. CONSULT FACTORY.

\*VO VALVE OPEN , VC VALVE CLOSE.



# DSC CAST IRON INVERTED BUCKET AIR TRAPS

No.981A ~ 686FA SERIES

MOP 41K



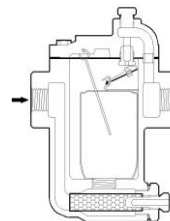
- INVERTED BUCKET TYPE AIR TRAP IS EXCELLENT TO DISCHARGE WATER AND OIL FROM COMPRESSED AIR SYSTEM.
- SEAT AND VALVE ARE LOCATED AT TOP OF INVERTED BUCKET TYPE AIR TRAP, ONCE THE VALVE OPEN, FIRST DISCHARGE A LITTLE AMOUNT OF AIR, OIL AND WATER, THEN CLOSE, THE OPERATION CYCLES AGAIN.
- PRIME IS NEEDED DURING OPERATION. WHEN AIR COMES IN. WITHOUT WATER SEAT AND VALVE OF BUCKET TRAP CAN NOT CLOSE. IT IS NECESSARY TO PRIME BUCKET TRAP BEFORE NEW INSTALLATION, OR AFTER SHUT DOWN FOR A PERIOD OF TIME.
- IF THE BUCKET TRAP IS COMPLETELY CLOGGED WITH HEAVY GREASE, CLEANING IS REQUIRED.
- CUSTOM MADE INVERTED BUCKET TYPE AIR TRAP FOR OPERATING PRESSURE OVER 40 KG/CM<sup>2</sup> IS ACCEPTABLE, CONSULT FACTORY.
- THREE YEARS WARRANT AGAINST MATERIAL WEAR OUT.

## WATER DISCHARGE CAPACITY IN KG/HR.

No.	ΔP, KG/CM <sup>2</sup>								
	4K	8K	10K	14K	17K	20K	28K	35K	41K
981A、991A、41A	360	400	500	640	700				
982A、992A、42A	400	600	680	800	860				
983A、993A、43A	1180	1600	1800	2000	2250				
984A、994A、44A	1600	2050	2500	2900	3200				
985A、995A、45A	2600	3600	4000	5000	5700				
996A、46A	5000	6000	7700	8600	10000				
680A、680FA	200	280	300	380	410	480	540		
681A、681FA、781A、781FA	200	280	300	380	410	480	540	630	660
683A、683A、643A、643FA	570	770	820	1000	1100	1250	1400	1650	1680
644A、644FA	820	1150	1250	1540	1700	1850	2100	2400	2600
685A、685FA、645A、645FA	1200	1500	1590	2100	2280	2550	2950	3320	3650
686A、686FA、646A、646FA	2100	2800	3350	3900	4100	4800	5400	6100	6600

## CONSTRUCTION OF MATERIALS

CAP & BODY	981A ~ 996A	ASTM A48.CAST IRON
	680A ~ 686FA	ASTM A216 WCB
	781A ~ 781FA	CF8
BUCKET	S.S.304	
MECHANISM	S.S.304	
SCRUBBING WIRE	S.S.304	
SEAT & VALVE	CHROME STEEL HARDEND	
GASKET	COMPRESSED NON-ASBESTOS	
STRAINER	STAINLESS STEEL	
BOLTS & NUTS	981A ~ 996A	CARBON STEEL
	680A ~ 686FA	ASTM - B7 & ASTM - 2H
	781A ~ 781FA	S.S.304



### OPERATION: SCRUBBING WIRE – SW

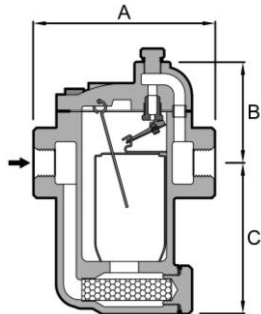
A stainless steel wire put on cap to prevent clogging vent hole of bucket dunning operation.



# DSC CAST IRON INVERTED BUCKET AIR TRAPS

No.981A ~ 686FA SERIES

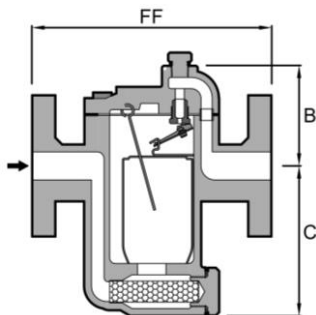
MOP 41K



## No.980A SERIES DIMENSIONS(MM). MOP(KG/CM). WT(KG)

No.	CONN.SE*	A	B	C	MOP	WT.
980	15.20	128	76	70	10	2.2
981	15.20.25	128	76	100	17	2.8
982	20.25	170	96	137	17	7
983	25.32	202	121	193	17	13
984	32.40	232	150	213	17	21
985	40.50	242	148	248	17	26

\* NPT. BSPT AVAILABLE.

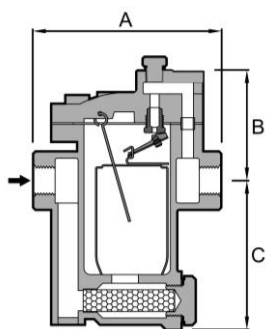


## No. 991A SERIES

No.	CONN.FE*	FF	B	C	MOP	WT.
991	15.20.25	170	76	100	17	4.6
992	20.25	218	96	137	17	9
993	25	253	121	193	17	15
994	32.40	283	150	213	17	25
995	40.50	304	148	248	17	30
996*	50.80	374	214	256	17	45

\* DIN. JIS FLANGE STANDARD. OTHER SPEC. CONSULT FACTORY.

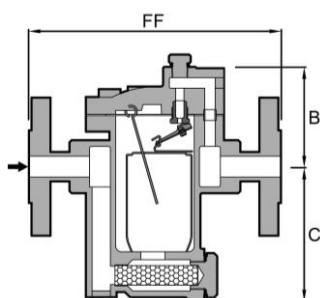
\* No.996 WITHOUT STRAINER.



## No. 680、780 SERIES

No.	CONN.SE*	A	B	C	MOP	WT.
680、780	15.20	130	73	100	28	3
681、781	15.20.25	136	105	134	41	5
682	15.20.25	168	108	136	41	10
683	25.32	196	117	196	41	20
685	40.50	250	145	250	41	43
686	50.65.80	310	210	275	41	78

\* NPT. BSPT. SW AVAILABLE.



## No. 680F、780 SERIES

No.	CONN.FE*	FF	B	C	MOP	WT.
680F、780F	15.20	234	73	100	28	6
681F、781F	15.20.25	245	105	134	41	9
682F	15.20.25	279	108	136	41	14
683F	25.32	327	117	196	41	15
685F	40.50	391	145	250	41	52
686F	50.65.80	455	210	275	41	91

\*ANSI FLANGE STANDARD. OTHER SPEC. CONSULT FACTORY.





# DSC DUCTILE IRON & CAST STEEL FLOAT TYPE AIR TRAPS

No.F2A ~ FSH12A SERIES

MOP 32K



- DSC FLOAT TYPE AIR TRAPS ARE DESIGNED TO DISCHARGE CONDENSED WATER FROM COMPRESSED AIR SYSTEM OR GAS SYSTEM WHERE OIL IS NOT PRESENT.
- BALANCE LINE SHOULD CONNECT TO DOWNSTREAM OR VENT TO TANK IN ORDER TO AVOID AIR LOCK.
- SEAT AND VALVE LOCATE BELOW WATER SEAL, NO AIR LEAKAGE DURING OPERATION.
- STRAINERS ARE NECESSARY TO PUT AHEAD OF AIR TRAP.
- ALL PARTS ARE REPLACEABLE.
- TWO YEAR WARRANT AGAINST PARTS WEAR OUT.

## WATER DISCHARGE CAPACITY IN KG/HR.

TRAP No.		$\Delta P, \text{KG/CM}^2$						
		2K	5K	9K	12.5K	17K	20K	30K
F2A	F2FA	2200	1600	1200	1100			
F5A	F5FA	2400	2200	2000	1900	1400		
F6A	F6FA	4200	4100	4050	3800	3700		
F8A	F8FA	9000	8900	8700	8600	8200		
F08A	F08FA	18000	17600	17400	17000	16800		
F12A	F12FA	76000	100000	130000	165000	185000		
FS2A	FS2FA	2000	1600	1200	1100	800		
FS5A	FS5FA	2200	2000	1800	1700	1400	1300	1200
FS6A	FS6FA	4200	4100	4050	3800	3700	3500	3200
FS8A	FS8FA	9000	8900	8700	8600	8200	8000	7600
FS08A	FS08FA	18000	17600	17400	17000	16800	15500	15000
FSH12A	FSH12FA	76000	100000	130000	165000	185000	205000	220000

## CONSTRUCTION OF MATERIALS

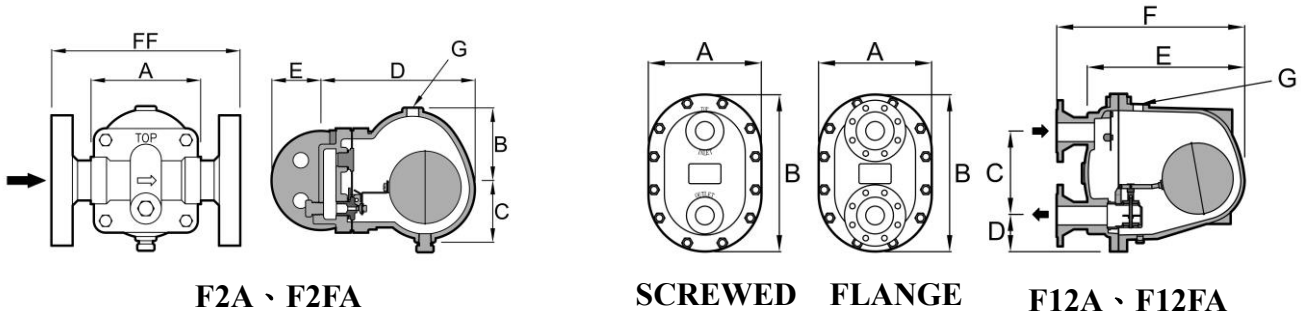
CAP & BODY	F SERIES	CAST IRON FC22
	FS SERIES	ASTM A216 WCB
FLOAT		S.S.304
MECHANISM		S.S.304
GASKET		COMPRESSED NON-ASBESTOS
BOLTS & NUTS	F SERIES	CARBON STEEL
	FS SERIES	A193 - B7 & A194 - 2H



# DSC DUCTILE IRON & CAST STEEL FLOAT TYPE AIR TRAPS

No.F2A ~ FSH12A SERIES

MOP 32K



## No.F2A、F2FA SERIES DIMENSIONS(MM). MOP(KG/CM<sup>2</sup>). WT(KG)

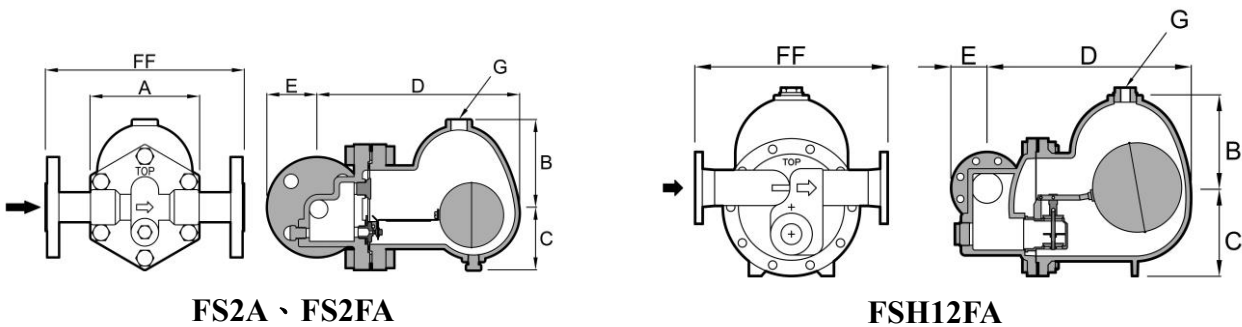
No.	CONN.SE*	A	FF	B	C	D	E/F	G	MOP	WT.
F2A、F2FA	15.20.25	106	180	70	60	149	23	15	12.5	4.5
F5A、F5FA	15.20.25	106	180	80	67	190	25	15	17	7
F6A、F6FA	32.40	138	208	100	66	210	36	15	17	11
F8A、F8FA	40.50	199	265	100	90	300	69	15	17	18
F08A、F08FA	40.50	199	265	176	101	349	69	15	17	25
F12A、F12FA	80.100	375		500	285	105	530/650	25	17	90

\* NPT. BSPT AVAILABLE.

\* DIN. JIS FLANGE STANDARD. OTHER SPEC. CONSULT FACTORY.

\* "G" BALANCE LINE.

\* F12A ONLY HAVE 80 SCREWED.



## No.FS2A、FS2FA SERIES

No.	CONN.FE*	A	FF	B	C	D	E	G	MOP	WT.
FS2A、FS2FA	15.20.25	118	215	68	68	174	20	15	17	6.5
FS5A、FS5FA	15.20.25	118	215	92	68	201	20	15	32	9
FS6A、FS6FA	32.40	146	285	100	85	242	40	15	32	20
FS8A、FS8FA	40.50	190	310	120	103	289	40	15	32	28.5
FS08A、FS08FA	40.50	190	310	170	103	352	43	15	32	34
FSH12FA	80.100		500	275	225	408	103	25	32	100

\* NPT. BSPT. SW AVAILABLE.

\* DIN FLANGE STANDARD. OTHER SPEC. CONSULT FACTORY.

\* "G" BALANCE LINE.





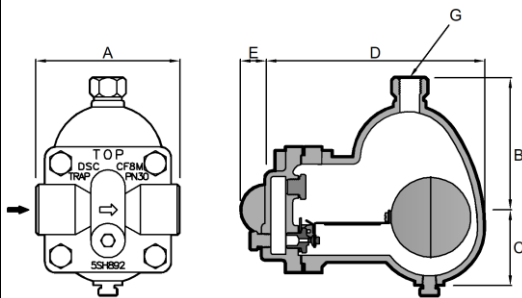
# DSC ALL STAINLESS STEEL FLOAT TYPE AIR TRAPS

No. FSS5A · FSS5FA

MOP 32K x 320°C



- ALL STAINLESS STEEL CONSTRUCTION PROVIDE BETTER PROTECTION FOR CORROSIVE AND CLEAN ENVIROMENT SERVICE ◦
- BALANCE LINE IS NECESSARY TO BE CONNECTED TO DOWN STREAM LINE TO ASSURE POSITIVE FLOW CIRCULATION ◦
- SEAT AND VALVE ARE TIGHTLY CLOSED UNDER LIQUID LEVEL, NO AIR ESCAPES ◦
- FOR DIRTS AND DEBRIS, IT IS BETTER TO INSTALL STRAINER IN FORNT OF AIR TRAP ◦
- ALL PARTS ARE REPLACEABLE ◦

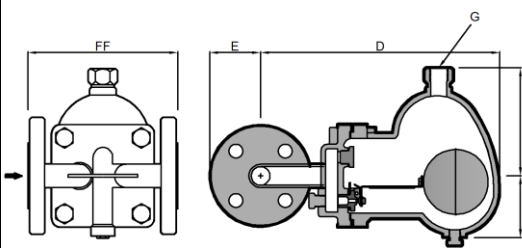


**No.FSS5A · FSS6A** DIMENSIONS(mm). MOP(KG/CM<sup>2</sup>). WT(KG)

*	CONN.SE*	A	B	C	D	E	G	MOP	WT.
FSS5A	15.20.25	125	95	60	191	22	15	32	5
FSS6A	25.40	175	116	63	217	28	15	32	11

\*NPT. BSPT. SW AVAILABLE.

\* G BALANCE LINE.



**No.FSS5AF · FSS6AF**

No.	CONN.FE*	FF	B	C	D	E	G*	MOP	WT.
FSS5FA	15.20	150	95	60	249	53	15	32	6.5
	25	160	95	60	249	53	15	32	7
FSS6FA	25	160	116	63	217	58	15	32	13
	40	230	116	63	217	75	15	32	14

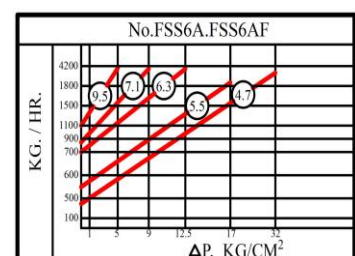
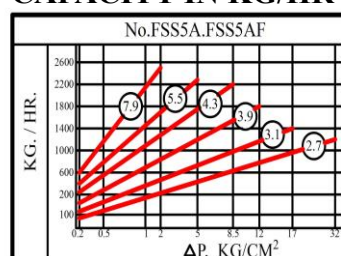
\* DIN FLANGE STANDARD. OTHER SPEC. CONSULT FACTORY.

\* G BALANCE LINE.

## CONSTRUCTION OF MATERIALS

CAP & BODY	CF8
SEAT & VALVE	CHROME STEEL HARDEND
MECHANISM	S.S.304
FLOAT	S.S.304
GASKET	COMPRESSED NON-ASBESTOS
BOLTS & NUTS	S.S.304

## CONDENSATE DISCHARGE CAPACITY IN KG/HR





SINCE 1975

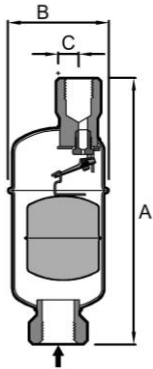
# DSC 11AV ALL STAINLESS STEEL FLOAT TYPE AIR VENT

No. 11AV

MOP 28K x 260°C



- DSC FLOAT TYPE AIR VENT INSTALL ON TOP OF PUMP, PIPE AND TANK TO ELIMINATE ACCUMULATED AIR.
- LIGHT AIR COMES TO AIR VENT LEAVE SEAT AND VALVE OPEN, AIR CAN BE CONTINUOUSLY VENTED TILL WATER MOVES IN. FLOAT MOVES UP AND GUIDES LEVER TO CLOSE SEAT, VALVE
- ONCE AIR VENT CLOSED, THERE ARE SOME AIR EXIST BETWEEN FLOAT AND SEAT, VALVE TO PREVENT WATER FLOW OUT.
- ALL SEALED STAINLESS STEEL BODY IS BENEFIT OF HIGH STRENGTH AND CORROSION RESISTANCE.
- FRICTIONLESS MECHANISM DELIVERS LONG SERVICE YEARS.
- INLET WITH INTEGRAL STRAINER FOR BETTER PROTECTION.
- LIGHT IN WEIGHT.



**No. 11AV DIMENSIONS (MM). MOP(KG/CM<sup>2</sup>). WT(KG)**

No.	CONN.SE*	OUTLET	A	B	C	MOP	WT
11AV	15.20.25	15	186	70	14	28	0.7

\*NPT. PT. SW. AVAILABLE.

## CONSTRUCTION OF MATERIALS

BODY	S.S.304
	S.S.316
SEAT & VALVE	HARDEND CHROME STEEL
MECHANISM	S.S.304
FLOAT	S.S.304
CONNECTOR	S.S.304
STRAINER	S.S.304

## DISCHARGE CAPACITY Nm<sup>3</sup>/min

ORIFICE	2.5mm	1.9mm
	1K	0.07
3K	0.15	0.10
5K	0.22	0.14
10K	0.41	0.27
17K	0.66	0.43
28K		0.67



SINCE 1975

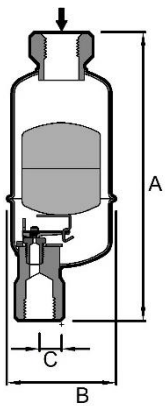
# DSC 11LD ALL STAINLESS STEEL FLOAT TYPE AIR TRAP

No.11LD

MOP 28K x 260°C



- DSC FLOAT TYPE AIR TRAP ARE DESIGNED TO DISCHARGE CONDENSATE OR LIQUID FROM TANK BOTTOM AND LOW POINT OF PIPE LINE.
- ONCE CONDENSATE MOVES INTO AIR TRAP WHICH LIFTS FLOAT, THEN SEAT AND VALVE OPEN TO DISCHARGE CONDENSATE FROM PRESSURIZED AIR SYSTEM.. AFTER CONDENSATE DISCHARGED, THERE ARE WATER SEAL REMAINED BETWEEN FLOAT AND SEAT, VALVE. NO AIR SHALL BE LOST.
- ALL SEALED STAINLESS STEEL BODY IS BENEFIT OF HIGH STRENGTH AND CORROSION RESISTANCE.
- FRICTIONLESS MECHANISM DELIVERS LONG SERVICE YEARS.
- INLET WITH INTEGRAL STRAINER OFFER BETTER PROTECTION.
- LIGHT IN WEIGHT.



**No. 11LD DIMENSIONS(MM). MOP(KG/CM<sup>2</sup>) . WT(KG)**

No.	CONN.SE*	OUTLET	A	B	C	MOP	WT.
11LD	15.20.25	15	186	70	14	28	0.7

\* NPT. BSPT. SW AVAILABLE.

## CONSTRUCTION OF MATERIALS

BODY	S.S.304
	S.S.316
SEAT & VALVE	HARDEND CHROME STEEL
MECHANISM	S.S.304
FLOAT	S.S.304
CONNECTOR	S.S.304
STRAINER	S.S.304

## WATER DISCHARGE CAPACITY IN KG/HR

ORIFICE	2.5mm	1.9mm
	1K	180
3K	300	190
5K	400	250
10K	500	340
17K	720	400
28K		560



SINCE 1975

# DSC VB-1 ALL STAINLESS VACUUM BREAKER

No.VB-1

MOP 10K x 200°C

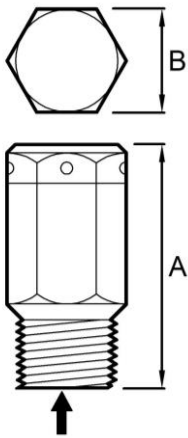


THE DSC VB-1 VACUUM BREAKER IS THE POSITIVE MEANS OF PREVENTING DAMAGE TO TANKS, COOKERS, COILS, FIN TUBING AND ALL APPLICATIONS WHERE TEMPERATURE DROPS IN STEAM AND HOT WATER CONTAINERS, PIPES, ETC, CREATE VACUUM.

TO RELIEVE VACUUM FORMED BY THROTTLING CONTROL VALVE IN STEAM MAINS, COILS, UNIT HEATERS, FIN TUBING, ETC AND AVOID POSSIBILITY

OF WATER HAMMER. TO RELIEVE VACUUM FORMED IN JACKET KETTLES WHEN STEAM IS SHUT OFF AND THIS PREVENT COLLAPSE OF JACKET. ANY STEAM OR WATER SYSTEM WHERE VACUUM MUST BE REDUCED OR ELIMINATED BY QUICK POSITIVE ACTION.

OPENS AT APPROXIMATELY 2-1/2" H.G.



**No.VB-1** DIMENSION(MM). MOP(KG/CM<sup>2</sup>) . WT(KG)

No.	CONN	A	B	MOP	WT.
VB-1	15	62	25.4	10	0.3

## CONSTRUCTION OF MATERIALS

PARTS	MATERIAL
BODY & CAP	S.S. 304
SPRING	S.S. 304
SPRING BRACKET	S.S. 304
BALL	S.S. 440
SEAL O RING	NEOPRENE